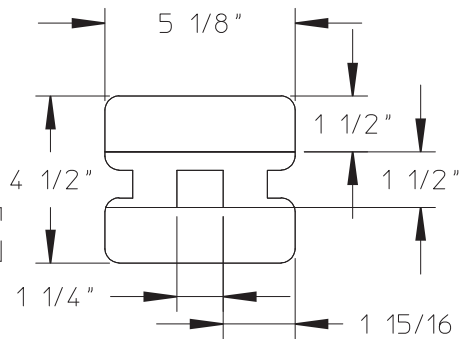
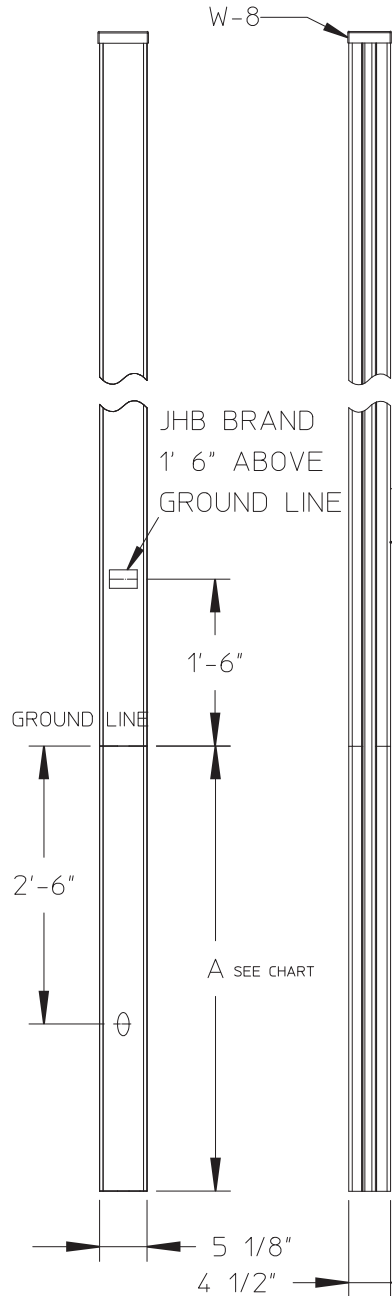


P STYLE  
DIRECT BURIAL



PV STYLE  
ANCHOR BOLT MOUNT



POLE CROSSSECTION

OPTIONAL  
SPLICING BOX  
(BY OTHERS)  
CHECK LOCAL  
CODE FOR  
PLACEMENT

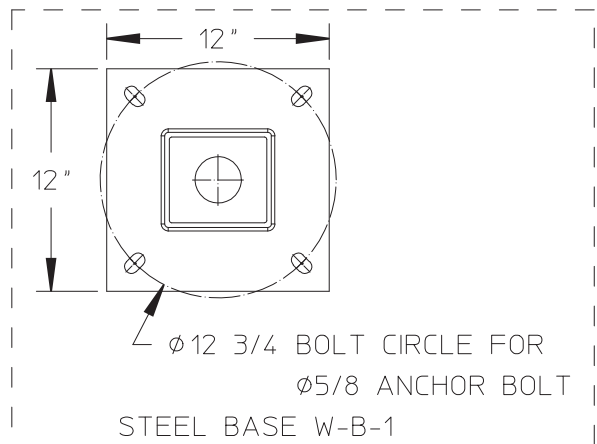
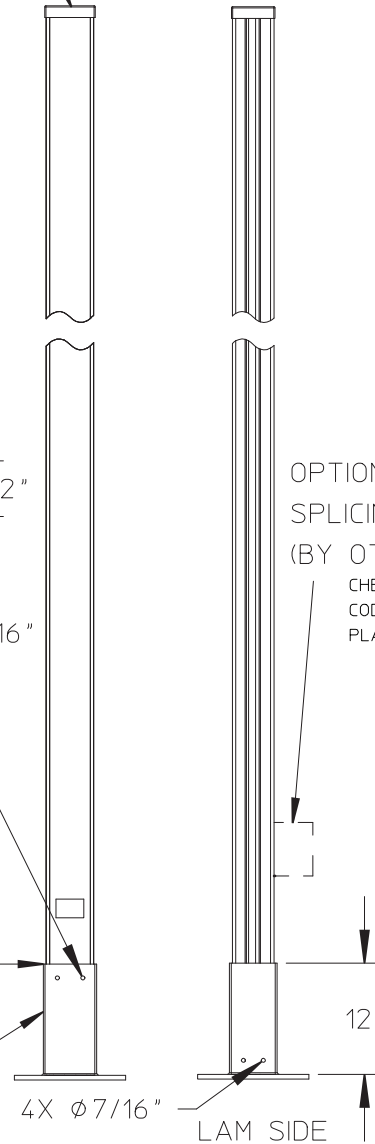
POLE INCISED 12"  
ABOVE POLE BUTT

STEEL BASE W-B-1

POLE INCISED 12"  
ABOVE GROUND LINE

LAM SIDE

W-8



P STYLE POLE BURY DEPTH CHART\*

DIM "A"	3' 6"	4'
POLE	8	15
LENGTH	10	12

\*These are examples only. Actual bury depth must be designed according to local codes and soil conditions.

5-1/8" X 4-1/2" REVEALED P AND PV  
SIDE MOUNT STRAIGHT POLE SPECIFICATION





5-1/8" x 4-1/2" REVEALED P and PV SIDE MOUNT STRAIGHT POLE

BUILDING A PART NUMBER

MODEL	HEIGHT	TYPE	TEXTURE	CONFIGURATION	FINISH*
TW1R*	15	PV	S	SM	BKT**

TW1R –  
5-1/8"x 4-1/2"

8  
10  
12  
15

P –  
DIRECT  
BURIAL

S –  
SMOOTH

SM –  
SIDE MOUNT

STANDARD FINISHES<sup>1</sup>

- BKT Black Textured
- WHT White Textured
- PGT Park Green Textured
- ABZT Architectural Medium Bronze Textured
- DBT Dark Bronze Textured

\*R = Revealed

PV –  
ANCHOR  
BOLT

<sup>1</sup>Smooth finishes are available upon request

CUSTOM FINISHES

- OI Old Iron
- RT Rust
- WBR Weathered Brown
- CD Cedar
- WBK Weathered Black
- TT Two Tone

STERNBERG SELECT FINISHES

- VG Verde Green
- SI Swedish Iron
- OWGT Old World Gray Textured

\*Base and metal parts (non-fixture)  
\*\*Default color if none is chosen

Specifications – For TimberWood Architectural Laminated Wood Light Poles

- 1.0 General:** TimberWood Architectural Laminated Wood Light Poles shall be of materials, size, shapes, styles, patterns and fabrication as specified herein and as shown on JH Baxter detail drawings.
- 2.0 Lumber:** Coast region Douglas Fir only for direct bury, (Port Orford Cedar or Alaskan Yellow Cedar for above ground use only). L1 laminating grade for strength and appearance is used on all exposed wide faces. L2 or L2 dense is used for interior laminations. Grades are described in current WCLIB Grading Rules.
- 3.0 Laminating Requirements:** Architectural Laminated Wood Light Poles shall be laminated with adhesives meeting or exceeding the exterior durability performance requirements of the most recent revision of American National Standard ANSI / AITC A190.1-2007.
- 4.0 Surface Finish, Appearance & Tolerance:** Open defects such as knotholes exceeding 1/2" in diameter or wane exceeding 1/4" x 12" shall be filled with wood filler for surfaced four faces with edges eased to 3/8" radius. For rough, textured four sides, knots will be exposed. Tolerances shall be from +0 to -1/4" in width and depth.
- 5.0 Preservative Treatment:** Architectural Laminated Wood Light Poles will be treated with 6% pentachlorophenol borne in light hydrocarbon solvent in conformance with AWPA Standards to a minimum net retention of 0.60 pounds per cubic foot of penta.
- 6.0 Trademark:** Each Architectural Laminated Wood Light Poles shall be branded to indicate Manufacture-Month-Year at 18" above intended ground line.
- 7.0 Wrapping:** Architectural Laminated Wood Light Poles will be individually wrapped.
- 8.0 Embedment:** As required by local codes and soil conditions. Designed by others.
- 9.0 Top Protection:** Metal cap must be installed unless fixture is top mounted.
- 10.0 Incising:** All Architectural Laminated Wood Light Poles will be incised on all four sides to 1/2" in depth from butt to 16" above indicated ground mark (P poles) or 12" from butt if mounted in steel base (PV). Incising adds durability to treated Douglas Fir.

