



G12 TO G20 PLAIN FITTER GLOBE SERIES

HID

EPA
G18
0.98 (ft²)
WEIGHT
3 LBS

5 YEAR
WARRANTY

UL
LISTED

CLICK
FOR FAQ's

JOB NAME _____

FIXTURE TYPE _____

MEMO _____

BUILD A PART NUMBER

ORDERING EXAMPLE: **2A-G18-PF-100HPS120-MED-WA-FHS/TAPT/3610T4/BKT**

Mounting Config.	Fixture	Fitter	Ballast	Volts	Socket	Lens	Option Fuse	Option House Side Shield	Option Vinyl Lettering	Arm <small>See Arm Spec Sheets</small>	Pole <small>See Pole Spec Sheets</small>	Finish

Mounting Configuration

(Click here to link to mounting configuration specification page)

- 1W • 2APT • 1AM • CH28¹
- PT • 3A • 2AM • SH44¹
- 1A • 3A90 • 450PB • SH27¹
- 1APT • 3APT • 673PB • SH28¹
- 2A • 4A • CH44¹
- 2A90 • 4APT • CH27¹

W = Wall Mount PT = Post Top APT = Post Top Arm Mid-Mount
A = Arm Mount AM = Arm Mid-Mount PB = Pier Base
SH = Stem Hung CH = Chain Hung

¹ Include overall drop length in inches after designation for Stem/Chain application (IE: CH44-48").

Fixtures

- G12² • G14³ • G16⁴ • G16SR⁴
- G18⁴ • G18SR⁴ • G20⁵

² 70w max
³ 100w max
⁴ 150w max
⁵ 250w max

Fitter

- PF (Plain Fitter)

Ballast^{6,7}

- 35HPS⁸ • 50MHP • 26PLT
- 50HPS • 70MHP • 32PLT
- 70HPS • 100MHP • 42PLT
- 100HPS • 150MHP • INCAND
- 150HPS • 200MHP (100w MAX)
- 250HPS • 250MHP

⁶ Medium base sockets standard with ballasts up to 150 watt. Mogul base sockets standard with ballasts 200 watt and over. 4-pin for CFL

⁷ Metal halide systems are pulse start.

⁸ 35HPS is 120 volt only.

Volts

- 120 • 208 • 240 • 277 • 347 • 480

Socket

- MED • MOG • 4P (4-Pin)

Lens

- WA (White Acrylic) • RA (Red Acrylic)
- BA (Blue Acrylic) • FA (Frosted Acrylic)
- WP (White Poly) • RP (Red Poly)
- BP (Blue Poly) • FP (Frosted Poly)

Options (Click here to view accessories sheet)

- FHS⁹ Single Fuse & Holder (120V-277V)
- FHD⁹ Dual Fuse & Holder (208V, 240V & 480V)
- HSS 120° House Side Shield
- VL¹⁰ Vinyl Lettering

⁹ Ships loose for installation in base.
¹⁰ Specify exact wording in MEMO section.

Arm (Click here to link to arm specification page)

See Arms & Wall Brackets specification sheets.

- 50 • 478 • 480 • 62 • 6236
- 78 • 80 • 55 • TA • 579

Pole (Click here to link to pole specification page)

See Pole specification sheets.

Finish (Click here to view paint finish sheet)

Standard Finishes¹¹

- BKT Black Textured
- WHT White Textured
- PGT Park Green Textured
- ABZT Architectural Medium Bronze Textured
- DBT Dark Bronze Textured

¹¹ Smooth finishes are available upon request

Custom Finishes¹²

- CM Custom Match
- OI Old Iron
- RT Rust
- WBR Weathered Brown
- CD Cedar
- WBK Weathered Black
- TT Two Tone

¹² Custom colors require upcharge.

Sternberg Select Finishes

- VG Verde Green
- SI Swedish Iron
- OWGT Old World Gray Textured

Specifications

Globe

The globe shall be 12"- 20" in diameter. It will be made of vandal resistant polycarbonate or acrylic. Globes shall be available in the following colors: frosted, white, red or blue. The Luminaire shall be UL listed in US and Canada.

Plain Fitter

The dish fitter shall be heavy wall cast aluminum, 356 alloy for high tensile strength. It shall have a spring lock and release system or ease of attachment to the globe. The fitter shall be 9" in diameter for the 16"- 20" globes and 6" in diameter for the 12"-14" globes. It shall have an inside diameter opening to 3" diameter pole or tenon. When ordered with a Sternberg aluminum pole, the fitter shall be set screwed to the pole top or tenon.

Electrical

HID ballasts shall be high power factor with lamp starting down to -30 degrees C. Medium base and mogul base porcelain sockets are 4KV rated. The ballast/socket assembly shall be pre-wired when ballast is located in the fitter. Ballasts shall be DOE EISA compliant.

Optical Options

House Side Shield shall be an additional optic used to block 120° of light in any one direction

Warranty

Five-year limited warranty. See product and finish warranty guide for details.

Finish

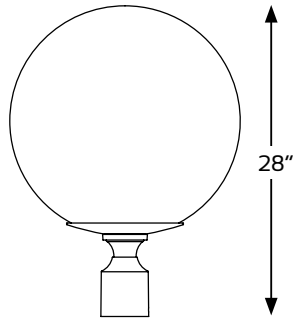
Refer to website for details.

See next page


G12 TO G20 PLAIN FITTER GLOBE SERIES

HID

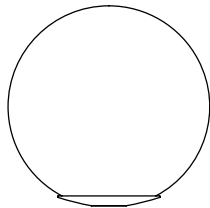
Globes



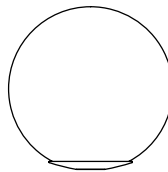
G18-PF



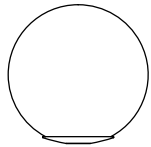
Shown with optional custom vinyl lettering



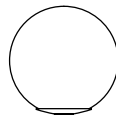
G18WA / G18WP



G16WA / G16WP

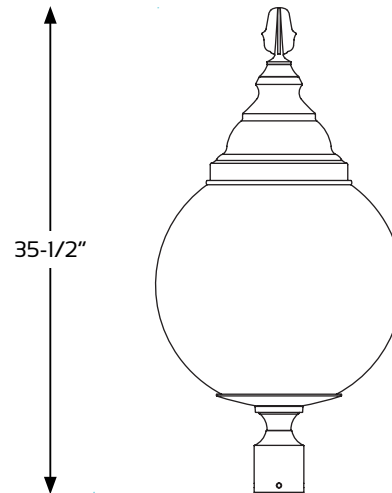


G14WA / G14WP



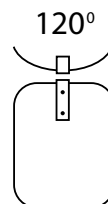
G12WA / G12WP

← 18" →



G18SR

Optical Systems



HSS
House Side
Shield



SternbergLighting

ESTABLISHED 1923 / EMPLOYEE OWNED

800-621-3376
555 Lawrence Ave., Roselle, IL 60172
info@sternberglighting.com
www.sternberglighting.com

7/18 STERNBERG LIGHTING. ALL RIGHTS RESERVED. PRINTED IN THE USA.