

FL630 FLIGHT SERIES

LED



EPA
0.47 (ft²)
WEIGHT
21 LBS

7 YEAR
WARRANTY

LUMEN
RANGE
6,195 to
9,240

LIFE SPAN
L70
MINIMUM
100,000
HOURS

UL
LISTED

CLICK
FOR FAQ'S

DLC OPE
LISTED

IP RATING
IP 65

JOB NAME

FIXTURE TYPE

MEMO

BUILD A PART NUMBER

ORDERING EXAMPLE: **2A-FL630-IL40T5-MDL12-SV2-R-PE-FHD-RP345/RSS12F400/UBKT**

Mounting Config.	Fixture	LED	CCT	Type	Driver	Lens	Optional Control Receptacle	Optional Control	Optional Motion Sensor	Optional Fuse	Optional House Side Shield	Optional Adapter	Arm See Arm Spec Sheets	Pole See Pole Spec Sheets	Finish

Mounting Configuration

(Click here to link to mounting configuration specification page)

- 1W¹ • 2A90 • 4A
- 1A • 3A • 1AM
- 2A • 3A90 • 2AM

W = Wall Mount A = Arm Mount AM = Arm Mid-Mount

¹Requires optional FMA or FOIM.

Fixture

- FL630

LED

- IL

CCT - Color Temperature (K)

- 27(00) • 30(00) • 35(00) • 40(00) • 50(00)

Type

- T5

Driver

- MDL12 (120V-277V, 1200mA)
- MDL16 (120V-277V, 1600mA)
- MDH12 (347V-480V, 1200mA)
- MDH16 (347V-480V, 1600mA)

Lens

- SV2 (Flat Soft Vue Moderate Diffuse Acrylic)

Options (Click here to view accessories sheet)

- R² 3-Pin control receptacle only
- R5² 5-Pin control receptacle only
- R7² 7-Pin control receptacle only
- PE³ Twist-Lock Photocontrol (120v-277v)
- PE3³ Twist-Lock Photocontrol (347v)
- PE4³ Twist-Lock Photocontrol (480v)
- SC³ Shorting Cap
- MOTI⁴ 360° lens, maximum coverage 40' diameter from 20' height
- MOT2⁴ 360° lens, maximum coverage 70' diameter from 20' height
- FHD⁵ Double Fuse and Holder
- HSS 120° House Side Shield
- RP345 Round Pole Adapter for 3", 4" or 5" diameter pole shafts
- MA 2-3/8" Mast Arm Adapter

• FMA Flat Mount Adapter

²Requires RP345, FMA, 1W-FO15 or Post Cap

³Requires control receptacle

⁴Requires extension casting or sweep arm. (RP345, FMA or FOIM)

⁵Ships loose for installation in base.

Arm

- FOIM Medium Swept Arm

Pole (Click here to link to pole specification page)

See Pole specification sheets.

Finish (Click here to view paint finish sheet)

Standard Urban Finishes

- UGMT Urban Gun Metal Textured
- UGM Urban Gun Metal Matte
- UBT Urban Bronze Textured
- UB Urban Bronze Matte
- ULBT Urban Light Bronze Textured
- ULB Urban Light Bronze Matte
- USLT Urban Silver Textured
- USL Urban Silver Matte
- UWHT Urban White Textured
- UWH Urban White Matte
- UCHS Urban Champagne Satin Smooth
- BKT Black Textured

Custom Urban Finishes⁶

- CM Custom Match

⁶Custom colors require upcharge.

Specifications

Fixture

The FL630 Flight luminaire is a 20" diameter Die Cast constructed luminaire with a single inverted mount COB optic. Photometric performance is achieved by a segmented reflector system that will deliver low glare illumination through its SoftVue™ lens system. The single electronic driver will power the COB delivering better than 80% efficacy. The high efficiency Heat pipe thermal management system ensures a service life of greater than 100,000 hours based on L-70. The luminaire shall be UL listed in US and Canada.

LED's

The luminaire shall use high output, high brightness LED's. The LED's and printed circuit boards shall be environmentally friendly and 100% recyclable, they shall also be protected from moisture and corrosion by a conformal coating of 1 to 3 mils. They shall not contain lead, mercury or any other hazardous substances and shall be RoHS compliant.

The LED life rating data shall be determined in accordance with IESNA LM-80. The High Performance white LED's will have a minimum life expectancy of approximately 100,000 hours with not less than 70% of original brightness (lumen maintenance), rated at 25°C. The High Brightness, High Output LED's shall be 4000K (2700K, 3000K, 3500K or 5000K option) color temperature with a minimum of 70 CRI. Consult factory for custom color CCT. The luminaire shall have a minimum _____ (see table) delivered initial lumen rating when operated at steady state with an average ambient temperature of 25°C (77°F).

Optics

The optical system shall consist of a multi-piece segmented optical image duplicating system using reflector pieces of polished Alzak™, Hammertone aluminum or a combination of the two. Each will surround the COB light emitter. When paired with Sternberg's SoftVue™ lens system unparalleled glare mitigation is achieved. Heat pipe technology effectively removes thermal stress on the electronic components by transmitting thermal energy through the liquid filled system and away from sensitive components. Excess heat is transmitted to the outside atmosphere via heat pipe and finned heat sync assembly integrally mounted to the luminaire optical system. IES distribution pattern of type 5 will be achieved.

Electronic Driver

The LED driver shall be U.L. Recognized. It shall be securely mounted inside the fixture, for optimized performance and longevity. It shall be supplied with a quick-disconnect electrical

See next page

FL630 FLIGHT SERIES

LED

connector on the power supply, providing easy power connections and fixture installation. It shall have overload, overheat and short circuit protection, and have a DC voltage output, constant current design, 50/60HZ. It shall be supplied with line-ground, line-neutral and neutral-ground electrical surge protection in accordance with IEEE/ANSI C62.41.2 guidelines. It shall be a high efficiency driver with a THD less than 20% and a high power factor greater than .9. It shall be dimming capable using a 0-10v signal, consult factory for more information.

Photocontrols

Twist-Lock Style: The photocontrol shall be mounted externally on the fixture and pre-wired to driver. The twist lock type photocontrol is instant on with a 3-6 second turn off, and shall turn on at 1.5 footcandles with a turn-off at 2-3 footcandles. Photocontrol is 120-277 volt and warranted for 6 years.

Warranty

Seven-year limited warranty. See product and finish warranty guide for details.

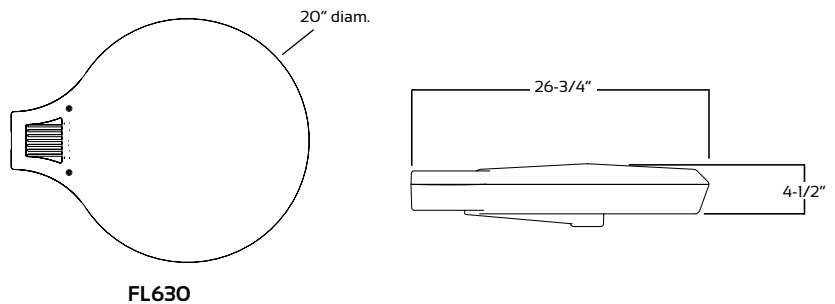
Finish

Refer to website for details.

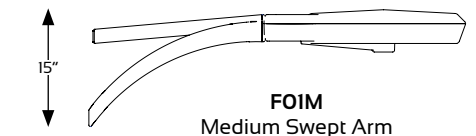
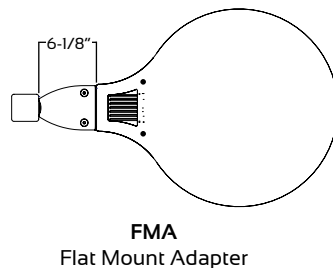
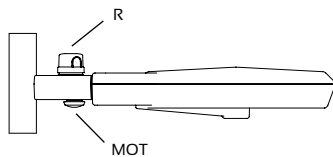
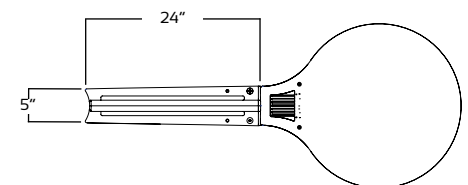
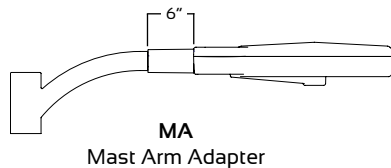
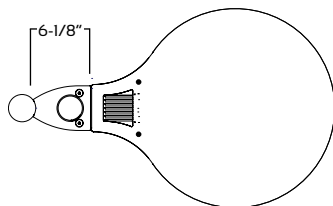
Performance

MODEL #	T5 LUMENS	BUG	EFFICACY (LPW)	WATTS
FL630-1L40T5-MDL16	9240	B3U0G3	99.4	93
FL630-1L30T5-MDL16	9005	B2U0G2	96.8	93
FL630-1L27T5-MDL16	8180	B2U0G2	88.0	93
FL630-1L40T5-MDL12	6995	B2U0G2	106.0	66
FL630-1L30T5-MDL12	6815	B2U0G2	103.3	66
FL630-1L27T5-MDL12	6195	B2U0G2	93.9	66

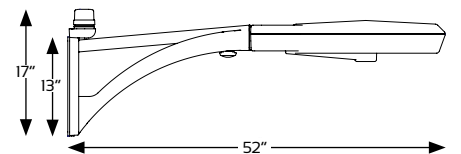
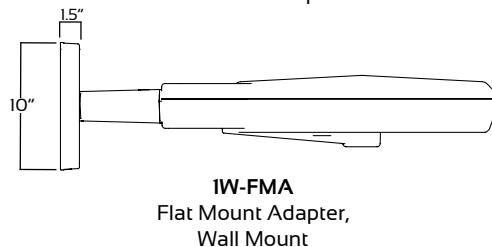
Fixtures



Options



RP345 & R-PE & MOTI
Round Pole Adapter,
Twist-lock Photocontrol
& Motion Sensor



IW-FOIM-R-PE-MOTI
Wall Mount, Medium Sweep Arm
Twist-Lock Photocontrol & Motion Sensor



SternbergLighting

ESTABLISHED 1923 / EMPLOYEE OWNED

800-621-3376
555 Lawrence Ave., Roselle, IL 60172
info@sternberglighting.com
www.sternberglighting.com

8/20 STERNBERG LIGHTING. ALL RIGHTS RESERVED. PRINTED IN THE USA.