

E420 EURO SERIES

SPECIFICATIONS

GENERAL

The E420 Euro Series is a medium / large scale, contemporary architectural fixture design. It is offered with a flat or sag glass lens and the optic assembly is rated **IP66**. It shall be provided with tool-less access for ease of maintenance.

BALLAST HOUSING

The ballast is housed in the upper section of the cast aluminum roof and is easily accessible by means of the hinged roof and captive screws. The fixture housing can be easily opened with tool-less designed captive fasteners.

ELECTRICAL

The E420 Euro Series is U.L. or E.T.L. listed in U.S. and Canada. H.I.D. ballasts shall be high power factor with lamp starting down to -30 degrees C. Medium base porcelain sockets or mogul base porcelain sockets are 4KV rated. The ballast/socket assembly shall be pre-wired when ballast is located in the fixture. Ballasts shall be DOE EISA compliant.

FIXTURE HOUSING

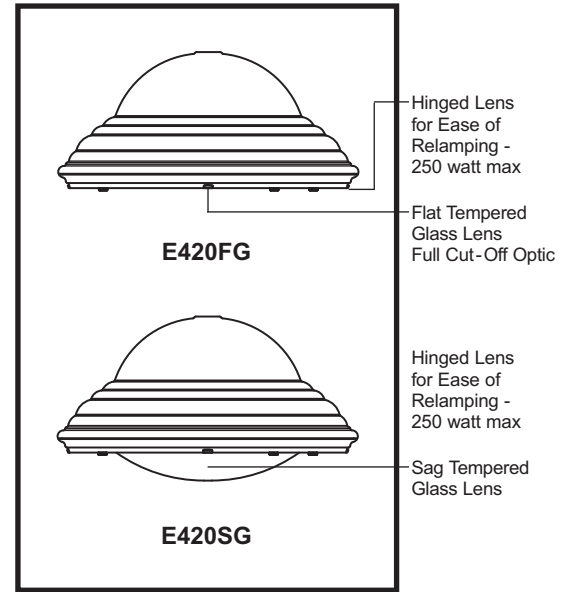
The E420FG flat lensed fixture shall be 22" wide and the overall height shall be 10". The E420SG sag lensed fixture shall be 22" wide and the overall height shall be 12". They shall be made of heavy wall, cast aluminum.

OPTICAL OPTIONS

NIGHTSKY® STAR-SHIELD® roof optics distribution shall be delivered by solid, sealed roof mounted reflector systems, which eliminate uplight and provide full cut-off. The reflector cavity shall be made of specular anodized aluminum. Flat lens models provide full cut-off performance. The sag lens model provides cut-off performance. Roof optics Type 2 (RO2), Type 3 (RO3), Type 4 (RO4), and Type 5 (RO5) horizontal are available for medium base lamps.

PHOTOCELLS

Photocells shall be the electronic button type. On single fixture assemblies the photocell shall be mounted in the fixture housing and pre-wired to ballast. On multiple head fixture assemblies photocells shall be mounted in the pole shaft on an access plate and are not pre-wired as ballast housing assemblies and fitters are packaged separately for ease of wiring to source. The electronic button type photocell is instant on and a 5-10 second turn off and shall turn on at 1.5 footcandles with a turn-off at 2-3 footcandles. Photocells are 120-277 volt.

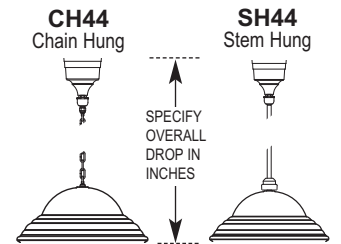
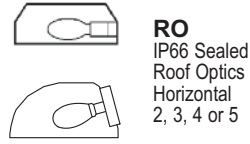
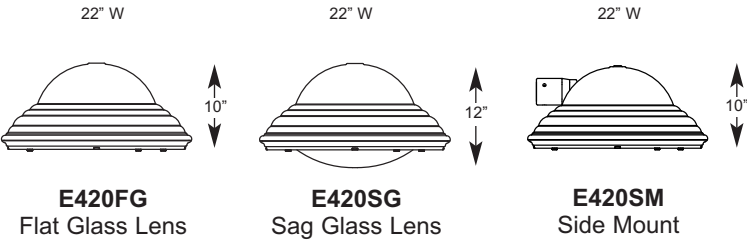


EPA = 0.94 (ft²)
WEIGHT = 50 LBS
Rated IP66

E420 EURO

FIXTURES / FITTERS / ARMS PM-WB

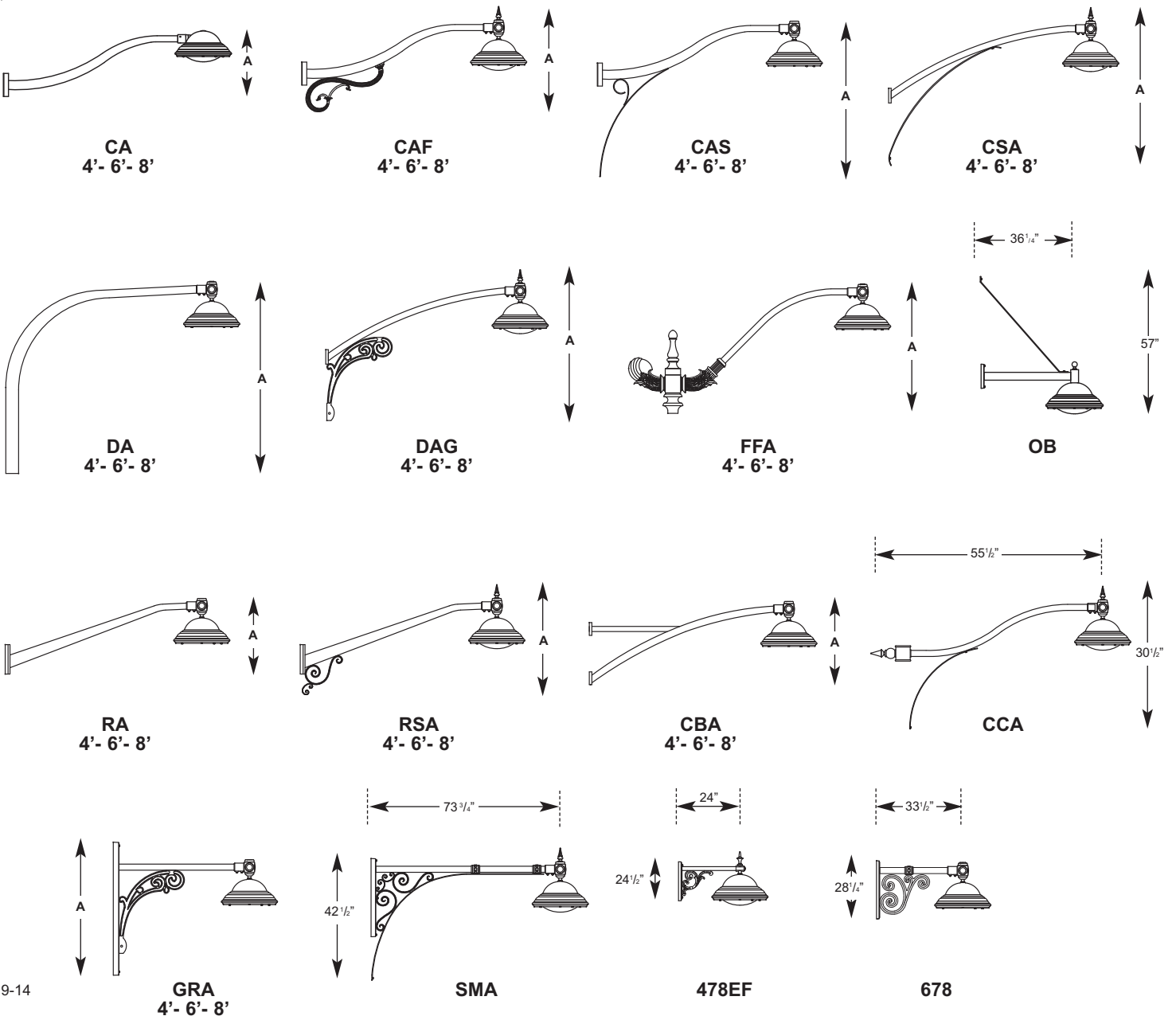
FIXTURES **OPTICAL SYSTEMS** **HANGING BRACKETS**



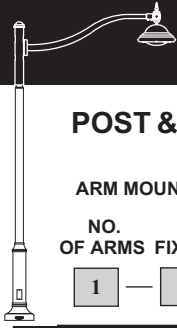
ARMS - POST MOUNT or WALL BRACKETS (WB) See Arms Section for more information

A - Height of Arm Varies Depending on the Length.

Some Arms are Shown with Optional Hangstraight Fitting.




BUILDING A PART NUMBER



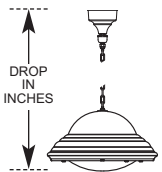
POST & ARM FIXTURES

ARM MOUNTED FIXTURE	CENTER POST TOP FIXTURE (PT)	POST	POST CAP	LIGHT SOURCE BALLAST	OPTICS	OPTIONS	FINISH
NO. OF ARMS 1	FIXTURE / POSTARM E420SG/CA6	(See Post Section) 3320P5	BC	WATTS / TYPE / VOLTS 100 MHP120	RO3	FHS/HS	BK



WALL FIXTURES

FIXTURE / WALL BRACKET	LIGHT SOURCE BALLAST	OPTICS	OPTIONS	FINISH
E420FG/GRA4WB	WATTS / TYPE / VOLTS 100 MHP120	RO3	FHS/HS	BK



HANGING FIXTURES

FIXTURE / LENS / HANGING BRACKET	OVERALL DROP IN INCHES	LIGHT SOURCE BALLAST	OPTICS	OPTIONS	FINISH
E420SG/CH44	48 INCHES	WATTS / TYPE / VOLTS 100 MHP120	RO3	FHS	BK

PART NUMBER SELECTIONS

FIXTURE

- E420FG
- E420SG
- E420FGSM
- E420SGSM

OPTICS

- RO2
- RO3
- RO4
- RO5

POST ARMS

- CA4-6-8²
- CAF4-6-8²
- CAS4-6-8²
- CBA4-6-8²
- CCA4-6-8²
- CSA4-6-8²
- DA4-6-8²
- DAG4-6-8²
- FFA4-6-8²
- OB²
- RA4-6-8²
- RSA4-6-8²
- GRA4-6-8²
- SMA4-6-8²
- 478EFPM
- 678PM

WALL BRACKET ARMS

- GRAWB
- GRA4WB
- SMAWB
- SMA4WB

HANGING BRACKETS

- CH44
- SH44

VOLTAGES

- 120
- 208
- 240
- 277
- 480
- MULTI (120-277)

BALLASTS^{1,3}

- 50HPS
- 70HPS
- 100HPS
- 150HPS
- 50MHP
- 70MHP
- 100MHP
- 150MHP
- 26PLT
- 32PLT
- 42PLT
- INCAND

NOTE:

Consult factory for higher wattages than 150W

LAMPS³

- HPS50/MED
- HPS70/MED
- HPS100/MED
- HPS150/MED
- MHP50/MED
- MHP70/MED
- MHP100/MED
- MHP150/MED
- PLT26
- PLT32
- PLT42
- PLT/26/Gx24q
- PLT/32/Gx24q
- PLT/42/Gx24q

STANDARD FINISHES*

- BKT Black Textured
- WHT White Textured
- PGT Park Green Textured
- ABZT Architectural Medium Bronze Textured
- DBT Dark Bronze Textured

*Smooth Finishes are available upon request

CUSTOM FINISHES

- OI Old Iron
- RT Rust
- WBR Weathered Brown
- CD Cedar
- WBK Weathered Black
- TT Two Tone

STERNBERG SELECT FINISHES

- VG Verde Green
- SI Swedish Iron
- OWGT Old World Gray Textured

OPTIONS

- PEC Photocell-Electronic 120-277 Volt
- R Receptacle only for Twist-Lock Photo Cell
- R1 Twist-Lock Photo Cell 120-277 Volt
- FHS Single Fuse and Holder-120-277 Volt
- FHD Dual Fuse and Holder-208,240,480 Volt
- HS Hangstraight
- LAMPS Select from List

NOTES:

- ¹ Medium base sockets standard with ballasts up to 150 watts HID. 4-pin for PL.
- ² Add (S) Spike or (B) Ball after arm to designate type of Finial if required.
- ³ Metal halide systems are pulse start.

E420 EURO SERIES**SPECIFICATIONS****LIST NO.
E420 EURO
SERIES****ARMS**

All arms are made of cast aluminum and/or extruded aluminum. Arms with decorative filigree have meticulously detailed scroll work and gracefully curved brackets. All Euro Series fixtures shall use a hangstraight mounted to the arm to ensure arms will be plumb, secure and level over the life of the installation.

FINISH

Prior to coating, each assembly shall be chemically cleaned and etched in a 5-stage washing system which includes alkaline cleaning, rinsing, phosphoric etching, reverse osmosis water rinsing and non-chrome sealing to ensure corrosion resistance and excellent adhesion for the finish coating. The finish coating shall be electrostatically applied semi-gloss, super durable polyester powder baked at 400 degrees for a durable and superior, color retentive finish. Our optional antique Verde Green finish and Swedish Iron finish are hand brushed using a 3-step process. The total assembly shall be wrapped in shockproof wrapping or fully enclosed in corrugated cartons.

WARRANTY

Five-year limited warranty. See product and finish warranty guide for details.

