

# 8600 ROCKFORD SERIES

# SPECIFICATIONS

### GENERAL

The \_\_\_ ft tall\* decorative post shall be aluminum, one-piece construction. The 15" square cast aluminum Victorian base shall have a tall fluted profile and be constructed with a \_\_\_ inch diameter aluminum shaft. The model shall be Sternberg Lighting #8600 or #8600R for candy cane pole. The pole shall be U.L. or E.T.L. listed in U.S. and Canada.

### CONSTRUCTION

The base lower section shall be designed with four wide chamfered edges and four recessed side panels which gracefully slope to a dramatic flared top. The round tapered upper base section shall have eight flutes and shall be made of heavy wall, 356 alloy cast aluminum. It shall have a 1" thick floor cast as an integral part of the base. The shaft shall be double circumferentially welded internally and externally to the base for added strength.

\_\_\_ The **smooth tapered shaft** shall be made of ASTM 6063 extruded aluminum and tempered to a T6 condition.

\_\_\_ The **smooth straight shaft** shall be made of ASTM 6063 extruded aluminum and tempered to a T6 condition.

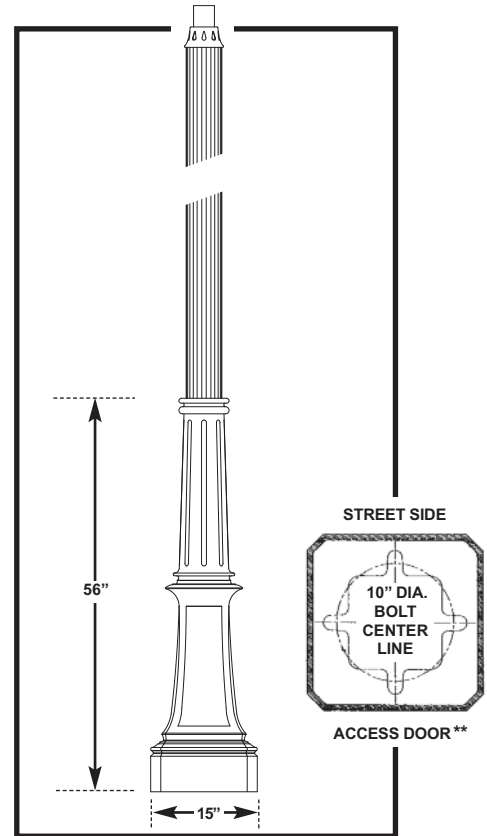
\_\_\_ The **straight fluted shaft** shall be made of ASTM 6061 extruded aluminum and tempered to a T6 condition. It shall have a decorative fluted 3" O.D. tenon.

\_\_\_ The **tapered fluted shaft** shall be made of heavy wall, 356 alloy cast aluminum.

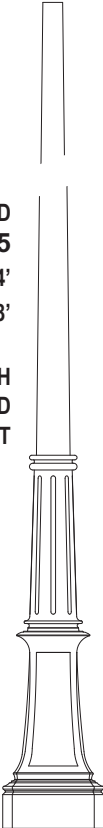
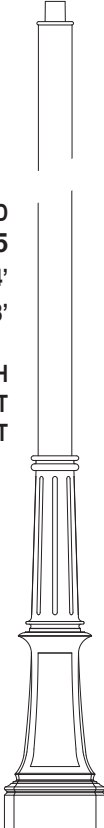


### INSTALLATION

Four 3/4" diameter, hot-dipped galvanized "L" type anchor bolts shall be provided with the post for anchorage. A door shall be provided for wiring and anchor bolt access. It shall be secured with tamper proof, stainless steel hardware. Post will be provided with a grounding stud mounted on the base floor opposite the access door.

Indicate the type of shaft needed (above)



\*\*See installation template for exact door position. Bolt circle dimensions may change on taller poles.

Cast Aluminum-Extruded Poles		15" Square Base x 56" High	
<p>5"- 3" OD 86 ___ ' T5 08' 10' 12' 14' 16' 18'</p> <p>SMOOTH TAPERED SHAFT</p> 	<p>5" OD 86 ___ ' P5 08' 10' 12' 14' 16' 18'</p> <p>†SMOOTH STRAIGHT SHAFT</p> 	<p>5" OD 86 ___ ' FP5 08' 10' 12' 14' 16' 18'</p> <p>†STRAIGHT FLUTED SHAFT</p> 	<p>5"- 3" OD 86 ___ ' TFP5 12'2" 13'2" 15'2" 17'2"</p> <p>TAPERED FLUTED SHAFT</p> 

\* For candy cane poles insert \_\_\_ AG ft (feet - above grade height). See diagram on reverse side.

† Tenon not supplied if fixture or arm slips O.D. of shaft.

# 8600 ROCKFORD SERIES

# POSTS / OPTIONS / POST CAPS

## BUILDING A PART NUMBER

### Straight Poles

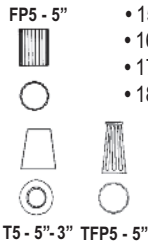
MODEL/HEIGHT/SHAFT	POST CAP CENTER	OPTIONS	FINISH
86 16 FP5	BCC	FH	BK

### Candy Cane Poles

MODEL/HEIGHT/SHAFT	HEIGHT ABOVE GRADE	OPTIONS	FINISH
86 00 RT5	12 AG		BK

### Part Number Selections

MODEL	HEIGHT	SHAFT†
• 86	• 08'	• T5: 5"-3" Tapered Smooth
	• 10'	• P5: 5" Straight Smooth
	• 11'	• FP5: 5" Straight Fluted
	• 12'	• TFP5: 5"-3" Tapered Fluted
	• 13'	
	• 14'	
	• 15'	
	• 16'	
	• 17'	
	• 18'	



#### OPTIONS AVAILABLE

- GFI • SBAR • PCD
- GFB • DSPA • SH
- FH • DHPA • SB
- SBA • PA478 • WHK
- DBA
- DB Direct Burial • HB Helix Burial

#### POST CENTER CAP

- (If Required)
- BCC
- FCC
- SCC
- TFCC
- SSSC

#### STANDARD FINISHES\*

- BKT Black Textured
- WHT White Textured
- PGT Park Green Textured
- ABZT Architectural Medium Bronze Textured
- DBT Dark Bronze Textured

\*Smooth Finishes are available upon request

#### CUSTOM FINISHES

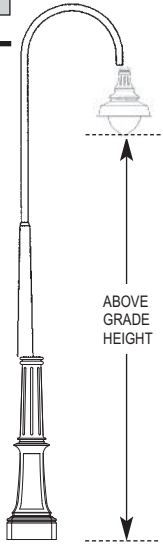
- OI Old Iron

- RT Rust
- WBR Weathered Brown
- CD Cedar
- WBK Weathered Black
- TT Two Tone

#### STERNBERG SELECT FINISHES






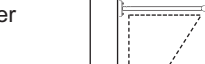







- VG Verde Green
- SI Swedish Iron
- OWGT Old World Gray Textured

† See first page for height restriction.



## OPTIONS AVAILABLE

See Accessories Section for more options and information

 <p><b>GFI</b> - Ground Fault Interrupter mounts in the pole</p>  <p><b>GFB</b> - Ground Fault Breaker <i>inside</i> base</p>  <p><b>FH</b> - Flag Pole Holder mounts on the pole</p>  <p><b>SBA</b> - Single Banner Arm mounts on the pole</p>  <p><b>DBA</b> - Double Banner Arms mount on same side of the pole</p>	 <p><b>SBAR</b>-Single Banner Arm and Ring</p>  <p><b>DSPA</b>-Double Stepped Planter Arms mount on either side</p>  <p><b>DHPA</b>-Double Hooked Planter Arms mount on either side</p>  <p><b>PA478</b>-Decorative Planter Arms with planter rings</p>	 <p><b>PCD</b> - Photo Control mounts on door on pole</p>  <p><b>SH</b> - Speaker Hub for mounting speaker, floodlight or signal</p>  <p><b>SB</b> - Sign Bracket mounts on pole to hold signs</p>  <p><b>WHK</b> - Wreath Hook mounts on pole to hold decorations</p>
--	---	--

## POST CENTER CAPS (If Required)

