

8400 MONROVIA SERIES

SPECIFICATIONS

GENERAL

The ____ ft tall* decorative post shall be aluminum, one-piece construction. The 15" square cast aluminum Victorian base shall be constructed with a ____ inch diameter aluminum shaft. The model shall be Sternberg Lighting #8400 or #8400R for candy cane pole. The pole shall be U.L. or E.T.L. listed in U.S. and Canada.

CONSTRUCTION

The base shall be designed with four wide chamfered edges and four recessed side panels which gracefully slope to a dramatic flared top. It shall be made of heavy wall, 356 alloy cast aluminum. It shall have a 1" thick floor cast as an integral part of the base. The shaft shall be double circumferentially welded internally and externally to the base for added strength.

____ The **smooth tapered shaft** shall be made of ASTM 6063 extruded aluminum and tempered to a T6 condition.

____ The **smooth straight shaft** shall be made of ASTM 6063 extruded aluminum and tempered to a T6 condition.

____ The **straight fluted shaft** shall be made of ASTM 6061 extruded aluminum and tempered to a T6 condition. It shall have a decorative fluted 3" O.D. tenon.

____ The **cast tapered fluted shaft** shall be made of heavy wall, 356 alloy cast aluminum.

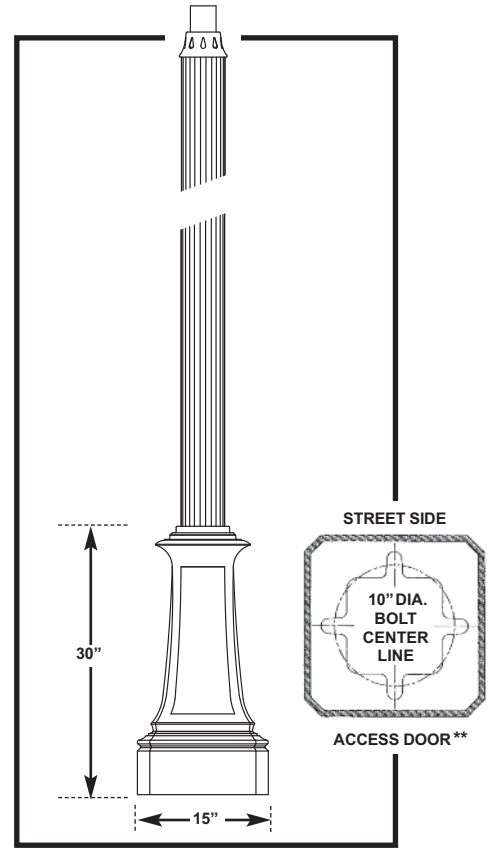
____ The **extruded tapered fluted shaft** shall be made of ASTM 6063 extruded aluminum and tempered to a T6 condition.

____ The **straight square shaft** shall be made of ASTM 6061 extruded aluminum and tempered to a T6 condition.

INSTALLATION

Four 3/4" diameter, hot-dipped galvanized "L" type anchor bolts shall be provided with the post for anchorage. A door shall be provided for wiring and anchor bolt access. It shall be secured with tamper proof, stainless steel hardware. Post will be provided with a grounding stud mounted on the base floor opposite the access door.

Indicate the type of shaft needed (above)



**See installation template for exact door position. Bolt circle dimensions may change on taller poles.

Cast Aluminum-Extruded Poles

15" Diameter Base x 30" High

5" - 3" OD 84 __ ' T5 10' 12' 14' 16' 18'	6" - 3" OD 84 __ ' T6 10' 12' 14' 16' 18' 20'	5" OD 84 __ ' FP5 10' 12' 14' 16' 18'	6" OD 84 __ ' FP6 10' 12' 14' 16' 18' 20'	6" - 3" OD 84 __ ' TFP6 10' (10' 6") 12' (12' 6") 14' (14' 6")	6" - 4" OD 84 __ ' ETFP6 16' 18' 20'	5" SQ 84 __ ' SQ5 10' 12' 14' 16' 18'	6" SQ 84 __ ' SQ6 10' 12' 14' 16' 18'
SMOOTH TAPERED SHAFT	SMOOTH TAPERED SHAFT	† STRAIGHT FLUTED SHAFT	† STRAIGHT FLUTED SHAFT	CAST TAPERED FLUTED SHAFT	EXTRUDED TAPERED FLUTED SHAFT	SMOOTH SQUARE SHAFT	SMOOTH SQUARE SHAFT
† SMOOTH STRAIGHT SHAFT AVAILABLE SPECIFY AS: 5" OD 84 __ ' P5	† SMOOTH STRAIGHT SHAFT AVAILABLE SPECIFY AS: 6" OD 84 __ ' P6						

*For candy cane poles insert ____ AG ft (feet - above grade height). See diagram on reverse side.

† Tenon not supplied if fixture or arm slips shaft O.D.

8400 MONROVIA SERIES

POSTS / OPTIONS / POST CAPS

BUILDING A PART NUMBER

Straight Poles

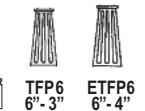
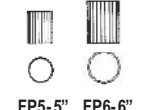
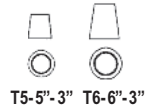
MODEL / HEIGHT / SHAFT	POST CAP CENTER	OPTIONS	FINISH
84 12 FP5	BCC	FH	BK

Candy Cane Poles

MODEL / HEIGHT / SHAFT	HEIGHT ABOVE GRADE	OPTIONS	FINISH
84 00 RT6	14 AG		BK

Part Number Selections

MODEL	HEIGHT	SHAFT†
• 84	• 08' • 10' • 12' • 14' • 16' • 18'	• T5: 5"-3" Tapered Smooth • T6: 6"-3" Tapered Smooth • P5: 5" Straight Smooth • P6: 6" Straight Smooth • FP5: 5" Straight Fluted • FP6: 6" Straight Fluted • TFP6: 6"-3" Tapered Fluted • ETFP6: 6"-4" Tapered Fluted • SQ5: 5" Square Smooth • SQ6: 6" Square Smooth



OPTIONS AVAILABLE

- GFI
- GFB
- FH
- SBA
- DBA
- DB Direct Burial
- SBAR
- DSPA
- DHPA
- PA478
- PCD
- SH
- SB
- WHK
- HB Helix Burial

† See first page for height restriction.

Part Number Selections

MODEL	HEIGHT	SHAFT†	ABOVE GRADE
• 84	• 00	• RT5: 5"-3" Tapered Smooth • RT6: 6"-3" Tapered Smooth • RP5: 5" Straight Smooth • RP6: 6" Straight Smooth • RFP5: 5" Straight Fluted • RFP6: 6" Straight Fluted • RTFP6: 6"-3" Tapered Fluted • RETFP6: 6"-3" Tapered Fluted	• 08' AG • 10' AG • 12' AG • 14' AG • 16' AG • 18' AG

POST CENTER CAP

- BCC
- FCC
- SCC
- TFCC
- SSCC
- FSCC

STANDARD FINISHES*

- BKT Black Textured
- WHT White Textured
- PGT Park Green Textured
- ABZT Architectural Medium Bronze Textured
- DBT Dark Bronze Textured

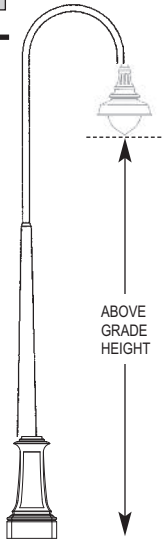
CUSTOM FINISHES

- OI Old Iron

- RT Rust
- WBR Weathered Brown
- CD Cedar
- WBK Weathered Black
- TT Two Tone











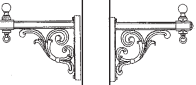


STERNBERG SELECT FINISHES

- VG Verde Green
- SI Swedish Iron
- OWGT Old World Gray Textured



OPTIONS AVAILABLE

See Accessories Section for more options and information

	GFI - Ground Fault Interrupter mounts in the pole		SBAR -Single Banner Arm and Ring		PCD - Photo Control mounts on door on pole
	GFB - Ground Fault Breaker <i>inside</i> base		DSPA -Double Stepped Planter Arms mount on either side		SH - Speaker Hub for mounting speaker, floodlight or signal
	FH - Flag Pole Holder mounts on the pole		DHPA -Double Hooked Planter Arms mount on either side		SB - Sign Bracket mounts on pole to hold signs
	SBA - Single Banner Arm mounts on the pole		PA478 -Decorative Planter Arms with planter rings		WHK - Wreath Hook mounts on pole to hold decorations
	DBA - Double Banner Arms mount on same side of the pole				

POST CENTER CAPS (If Required)



BCC - Ball Center Cap



FCC - Finial Center Cap



SCC - Spiked Center Cap



TFCC - Tall Finial Center Cap



SSCC-Side Spiked Center Cap



FSCC - Flat Square Center Cap

