

8300 BALTIMORE SERIES

SPECIFICATIONS

GENERAL

The ____ ft tall* decorative post shall be aluminum, one-piece construction. The 19" square cast aluminum large, fluted pedestal style base shall be constructed with a ____ inch diameter aluminum shaft. The model shall be Sternberg Lighting #8300 or #8300R for candy cane pole. The pole shall be U.L. or E.T.L. listed in U.S. and Canada.

CONSTRUCTION

The base shall be decoratively sculptured and designed with four large double raised panels in the main body. A series of curved steps and sharp edges detail its pedestal shape. It shall transition to a tall twelve flute vertical base section. and shall be made of heavy wall, 356 alloy cast aluminum. It shall have a 1" thick floor cast as an integral part of the base. The shaft shall be double circumferentially welded internally and externally to the base for added strength.

____ The **smooth tapered shaft** shall be made of ASTM 6063 extruded aluminum and tempered to a T6 condition.

____ The **smooth straight shaft** shall be made of ASTM 6063 extruded aluminum and tempered to a T6 condition.

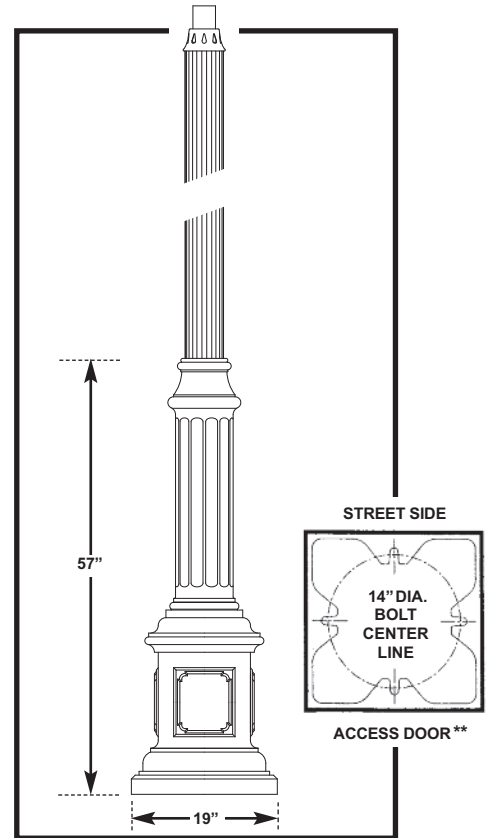
____ The **straight fluted shaft** shall be made of ASTM 6061 extruded aluminum and tempered to a T6 condition. It shall have a decorative fluted 3" O.D. tenon.

____ The **tapered fluted shaft** shall be made of heavy wall, 356 alloy cast aluminum.

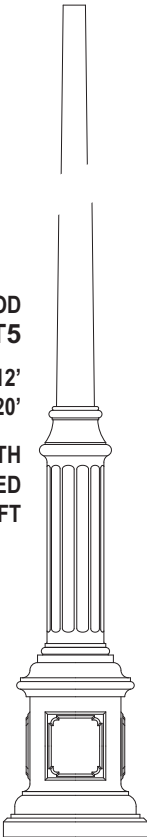
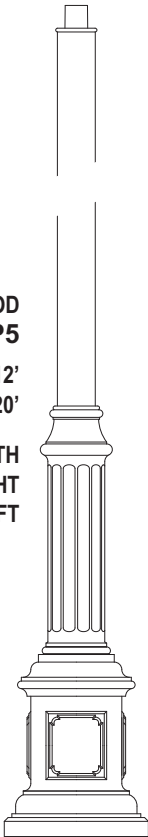
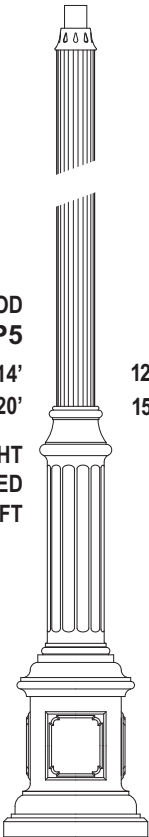
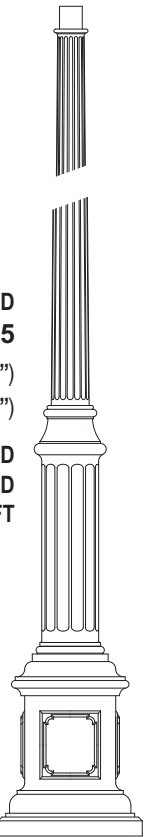
INSTALLATION

Four 3/4" diameter, hot-dipped galvanized "L" type anchor bolts shall be provided with the post for anchorage. A door shall be provided for wiring and anchor bolt access. It shall be secured with tamper proof, stainless steel hardware. Post will be provided with a grounding stud mounted on the base floor opposite the access door.

Indicate the type of shaft needed (above)



**See installation template for exact door position. Bolt circle dimensions may change on taller poles.

Cast Aluminum - Extruded Poles		19" Square Base x 57" High	
 <p>5"- 3" OD 83 __ _ ' T5 08' 10' 12' 14' 16' 18' 20'</p> <p>SMOOTH TAPERED SHAFT</p>	 <p>5" OD 83 __ _ ' P5 08' 10' 12' 14' 16' 18' 20'</p> <p>†SMOOTH STRAIGHT SHAFT</p>	 <p>5" OD 83 __ _ ' FP5 08' 10' 12' 14' 16' 18' 20'</p> <p>†STRAIGHT FLUTED SHAFT</p>	 <p>5"- 3" OD 83 __ _ ' TFP5 12'(12' 3") 13'(13' 3") 15'(15' 3") 17'(17' 3")</p> <p>TAPERED FLUTED SHAFT</p>

*For candy cane poles insert ____ AG ft (feet - above grade height). See diagram on reverse side.

† Tenon not supplied if fixture or arm slips O.D. of shaft.

8300 BALTIMORE SERIES

POSTS / OPTIONS / POST CAPS

BUILDING A PART NUMBER

Straight Poles

MODEL / HEIGHT / SHAFT	POST CAP CENTER	OPTIONS	FINISH
83 14 FP5	BCC	FH	BK

Candy Cane Poles

MODEL / HEIGHT / SHAFT	HEIGHT ABOVE GRADE	OPTIONS	FINISH
83 00 RT5	16 AG		BK

Part Number Selections

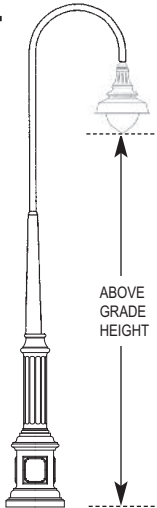
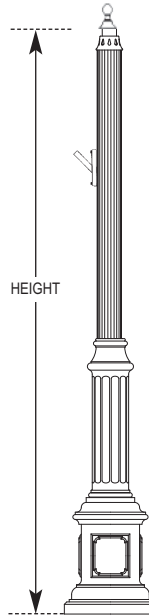
MODEL	HEIGHT	SHAFT†
• 83	• 08' • 10' • 12' • 13' • 14' • 15' • 16' • 17' • 18' • 19' • 20'	• T5: 5"-3" Tapered Smooth* • P5: 5" Straight Smooth • FP5: 5" Straight Fluted* • TFP5: 5"-3" Tapered Fluted

OPTIONS AVAILABLE
• GFI • SBAR • PCD • GFB • DSPA • SH • FH • DHPA • SB • SBA • PA478 • WHK • DBA • DB Direct Burial • HB Helix Burial

Part Number Selections






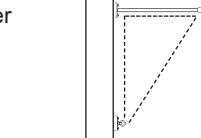

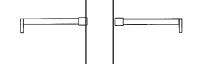
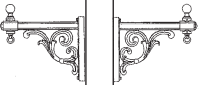




MODEL	HEIGHT	SHAFT†	ABOVE GRADE
• 83	• 00	• RT5: 5"-3" Tapered Smooth • RP5: 5" Straight Smooth • RFP5: 5" Straight Fluted • RTFP5: 5"-3" Tapered Fluted	• 08' AG • 10' AG • 12' AG • 14' AG • 15' AG • 16' AG • 17' AG • 18' AG • 19' AG • 20' AG

POST CENTER CAP (If Required)	STANDARD FINISHES*	STERNBERG SELECT FINISHES
• BCC • FCC • SCC • TFCC • SSCC	• BKT Black Textured • WHT White Textured • PGT Park Green Textured • ABZT Architectural Medium Bronze Textured • DBT Dark Bronze Textured	• VG Verde Green • SI Swedish Iron • OWGT Old World Gray Textured








† See first page for height restriction.

OPTIONS AVAILABLE See Accessories Section for more options and information

 GFI - Ground Fault Interrupter mounts in the pole  GFB - Ground Fault Breaker <i>inside</i> base  FH - Flag Pole Holder mounts on the pole  SBA - Single Banner Arm mounts on the pole  DBA - Double Banner Arms mount on same side of the pole	 SBAR - Single Banner Arm and Ring  DSPA - Double Stepped Planter Arms mount on either side  DHPA - Double Hooked Planter Arms mount on either side  PA478 - Decorative Planter Arms with planter rings	 PCD - Photo Control mounts on door on pole  SH - Speaker Hub for mounting speaker, floodlight or signal  SB - Sign Bracket mounts on pole to hold signs  WHK - Wreath Hook mounts on pole to hold decorations
--	--	---

POST CENTER CAPS (If Required)

 BCC - Ball Center Cap	 FCC - Finial Center Cap	 SCC - Spiked Center Cap	 TFCC - Tall Finial Center Cap	 SSCC - Side Spiked Center Cap
---	--	--	--	--