

8200 FORT COLLINS SERIES

SPECIFICATIONS

GENERAL

The ___ ft tall* decorative post shall be aluminum, one-piece construction. The 19" square cast aluminum large, pedestal style base shall be constructed with a ___ inch diameter aluminum shaft. The model shall be Sternberg Lighting #8200 or #8200R for candy cane pole. The pole shall be U.L. or E.T.L. listed in U.S. and Canada.

CONSTRUCTION

The base shall be decoratively sculptured and designed with four large double raised panels in the main body. A series of curved steps and sharp edges detail its pedestal shape. It shall be made of heavy wall, 356 alloy cast aluminum. It shall have a 1" thick floor cast as an integral part of the base. The shaft shall be double circumferentially welded internally and externally to the base for added strength.

___ The **smooth tapered shaft** shall be made of ASTM 6063 extruded aluminum and tempered to a T6 condition.

___ The **smooth straight shaft** shall be made of ASTM 6063 extruded aluminum and tempered to a T6 condition.

___ The **straight fluted shaft** shall be made of ASTM 6061 extruded aluminum and tempered to a T6 condition. It shall have a decorative fluted 3" O.D. tenon.

___ The **cast tapered fluted shaft** shall be made of heavy wall, 356 alloy cast aluminum.

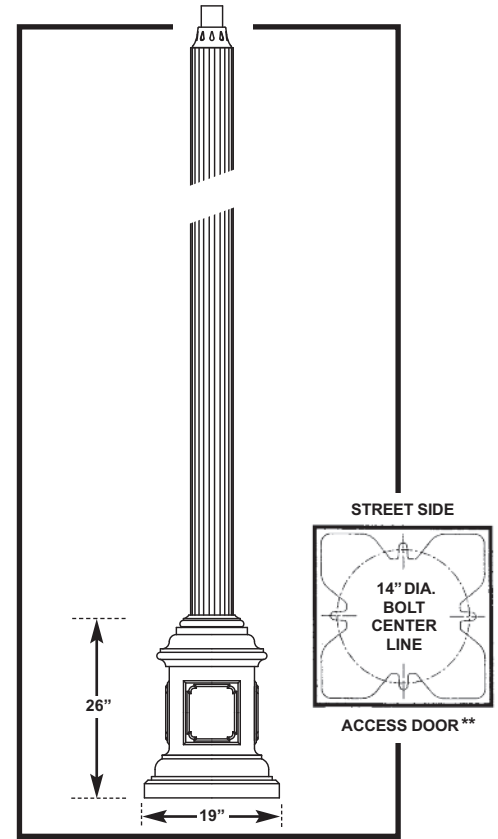
___ The **extruded tapered fluted shaft** shall be made of ASTM 6063 extruded aluminum and tempered to a T6 condition.

___ The **straight square shaft** shall be made of ASTM 6061 extruded aluminum and tempered to a T6 condition.

INSTALLATION

Four 3/4" diameter, hot-dipped galvanized "L" type anchor bolts shall be provided with the post for anchorage. A door shall be provided for wiring and anchor bolt access. It shall be secured with tamper proof, stainless steel hardware. Post will be provided with a grounding stud mounted on the base floor opposite the access door.

Indicate the type of shaft needed (above)



**See installation template for exact door position. Bolt circle dimensions may change on taller poles.

Cast Aluminum-Extruded Poles

19" Square Base x 26" High

<p>6" OD 82 ___ 'T6 10' 12' 14' 16' 18'</p> <p>SMOOTH TAPERED SHAFT</p>	<p>7" OD 82 ___ 'T7 10' 12' 14' 16' 18'</p> <p>SMOOTH TAPERED SHAFT</p>	<p>5" OD 82 ___ 'FP5 10' 12' 14' 16' 18'</p> <p>† STRAIGHT FLUTED SHAFT</p>	<p>6" OD 82 ___ 'FP6 10' 12' 14' 16' 18'</p> <p>† STRAIGHT FLUTED SHAFT</p>	<p>7" OD 82 ___ 'FP7 10' 12' 14' 16' 18'</p> <p>STRAIGHT FLUTED SHAFT</p>	<p>6" OD 82 ___ 'P6 10' 12' 14' 16' 18'</p> <p>STRAIGHT SMOOTH SHAFT</p>	<p>7" OD 82 ___ 'P7 10' 12' 14' 16' 18'</p> <p>STRAIGHT SMOOTH SHAFT</p>
<p>6"- 3" OD 82 ___ 'TFP6 10' 12' 14'</p> <p>CAST TAPERED FLUTED SHAFT</p>	<p>6"- 4" OD 82 ___ 'ETFP6 16' 18'</p> <p>EXTRUDED TAPERED FLUTED SHAFT</p>	<p>7"- 4" OD 82 ___ 'ETFP7 16' 18'</p> <p>EXTRUDED TAPERED FLUTED SHAFT</p>	<p>5" SQ 82 ___ 'SQ5 10' 12' 14' 16' 18'</p> <p>SMOOTH SQUARE SHAFT</p>	<p>6" SQ 82 ___ 'SQ6 10' 12' 14' 16' 18'</p> <p>SMOOTH SQUARE SHAFT</p>		

NOTE:
20' and taller poles may be available with clamshell or slip-over 8200 base. Consult factory.

*For candy cane poles insert ___ AG ft (feet - above grade height). See diagram on reverse side.

† Tenon not supplied if fixture or arm slips shaft O.D.

8200 FORT COLLINS SERIES

POSTS / OPTIONS / POST CAPS

BUILDING A PART NUMBER












Straight Poles

MODEL / HEIGHT / SHAFT	POST CAP CENTER	OPTIONS	FINISH
82 12 FP7	BCC	FH	BK

Candy Cane Poles

MODEL / HEIGHT / SHAFT	HEIGHT ABOVE GRADE	OPTIONS	FINISH
82 00 RT6	14 AG		BK

Part Number Selections

MODEL	HEIGHT	SHAFT†	SHAFT	FINISH
• 82	• 10'	• T6:	6"	Tapered Smooth
	• 12'	• T7:	7"	Tapered Smooth
	• 14'	• P6:	6"	Straight Smooth
	• 16'	• P7:	7"	Straight Smooth
	• 18'	• FP5:	5"	Straight Fluted
		• FP6:	6"	Straight Fluted
		• FP7:	7"	Straight Fluted
		• TFP6:	6"-3"	Tapered Fluted
		• ETFP6:	6"-4"	Tapered Fluted
		• ETFP7:	7"-4"	Tapered Fluted
		• SQ5:	5"	Square Smooth
		• SQ6:	6"	Square Smooth

OPTIONS AVAILABLE

- GFI
- GFB
- FH
- SBA
- DBA
- SBAR
- DSPA
- DHPA
- PA478
- PCD
- SH
- SB
- WHK
- DB Direct Burial
- HB Helix Burial

Part Number Selections

MODEL	HEIGHT	SHAFT†	SHAFT	FINISH	ABOVE GRADE
• 82	• 00	• RT6:	6"	Tapered Smooth	• 08' AG
		• RT7:	7"	Tapered Smooth	• 10' AG
		• RP6:	6"	Straight Smooth	• 12' AG
		• RP7:	7"	Straight Smooth	• 14' AG
		• RFP5:	5"	Straight Fluted	• 16' AG
		• RFP6:	6"	Straight Fluted	• 18' AG
		• RFP7:	7"	Straight Fluted	• 20' AG
		• RTFP6:	6"-3"	Tapered Fluted	
		• RETFP6:	6"-4"	Tapered Fluted	
		• RETFP7:	7"-4"	Tapered Fluted	

POST CENTER CAP

- (If Required)
- BCC
 - FCC
 - SCC
 - SBC
 - TFCC
 - SSBC
 - FSFC

STANDARD FINISHES*

- BKT Black Textured
- WHT White Textured
- PGT Park Green Textured
- ABZT Architectural Medium Bronze Textured
- DBT Dark Bronze Textured

CUSTOM FINISHES

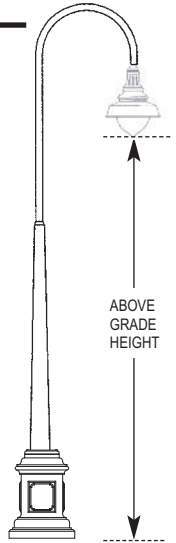
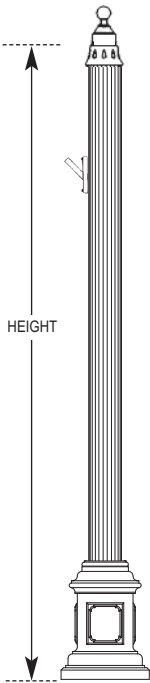
- OI Old Iron

- RT Rust
- WBR Weathered Brown
- CD Cedar
- WBK Weathered Black
- TT Two Tone

STERNBERG SELECT FINISHES






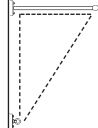







- VG Verde Green
- SI Swedish Iron
- OWGT Old World Gray Textured

† See first page for height restriction.










OPTIONS AVAILABLE

See Accessories Section for more options and information

    	<p>GFI - Ground Fault Interrupter mounts in the pole</p> <p>GFB - Ground Fault Breaker <i>inside</i> base</p> <p>FH - Flag Pole Holder mounts on the pole</p> <p>SBA - Single Banner Arm mounts on the pole</p> <p>DBA - Double Banner Arms mount on same side of the pole</p>	   	<p>SBAR - Single Banner Arm and Ring</p> <p>DSPA - Double Stepped Planter Arms mount on either side</p> <p>DHPA - Double Hooked Planter Arms mount on either side</p> <p>PA478 - Decorative Planter Arms with planter rings</p>	   	<p>PCD - Photo Control mounts on door on pole</p> <p>SH - Speaker Hub for mounting speaker, floodlight or signal</p> <p>SB - Sign Bracket mounts on pole to hold signs</p> <p>WHK - Wreath Hook mounts on pole to hold decorations</p>
--	---	--	---	--	--

POST CENTER CAPS (If Required)

 	<p>BCC - Ball Center Cap</p> <p>FCC - Finial Center Cap</p>	 	<p>SCC - Spiked Center Cap</p> <p>TFCC - Tall Finial Center Cap</p>	  	<p>SSCC - Side Spiked Center Cap</p> <p>SBC - Stepped Round Cap</p> <p>FSFC - Flat Square Center Cap</p>
--	---	--	---	---	---