

# 8100 DEERFIELD SERIES

# SPECIFICATIONS

### GENERAL

The \_\_\_\_ ft tall\* decorative post shall be aluminum, one-piece construction. The 19" square cast aluminum large, pedestal style base shall be constructed with a \_\_\_\_ inch diameter aluminum shaft. The model shall be Sternberg Lighting #8100 or #8100R for candy cane pole. The pole shall be U.L. or E.T.L. listed in U.S. and Canada.

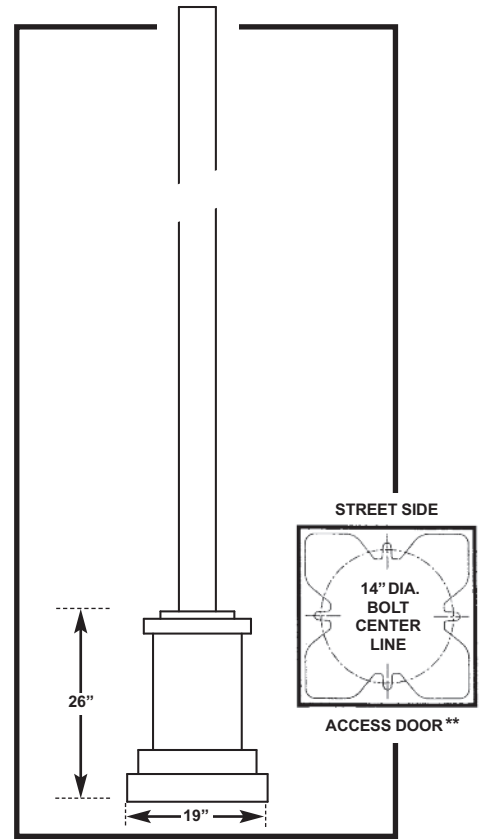
### CONSTRUCTION

The base shall be sculptured with square edges and designed with four large sides in the main body. A series of steps and sharp edges detail its pedestal shape. It shall be made of heavy wall, 356 alloy cast aluminum. It shall have a 1" thick floor cast as an integral part of the base. The shaft shall be double circumferentially welded internally and externally to the base for added strength.

\_\_\_\_ The **straight square shaft** shall be made of ASTM 6061 extruded aluminum and tempered to a T6 condition.

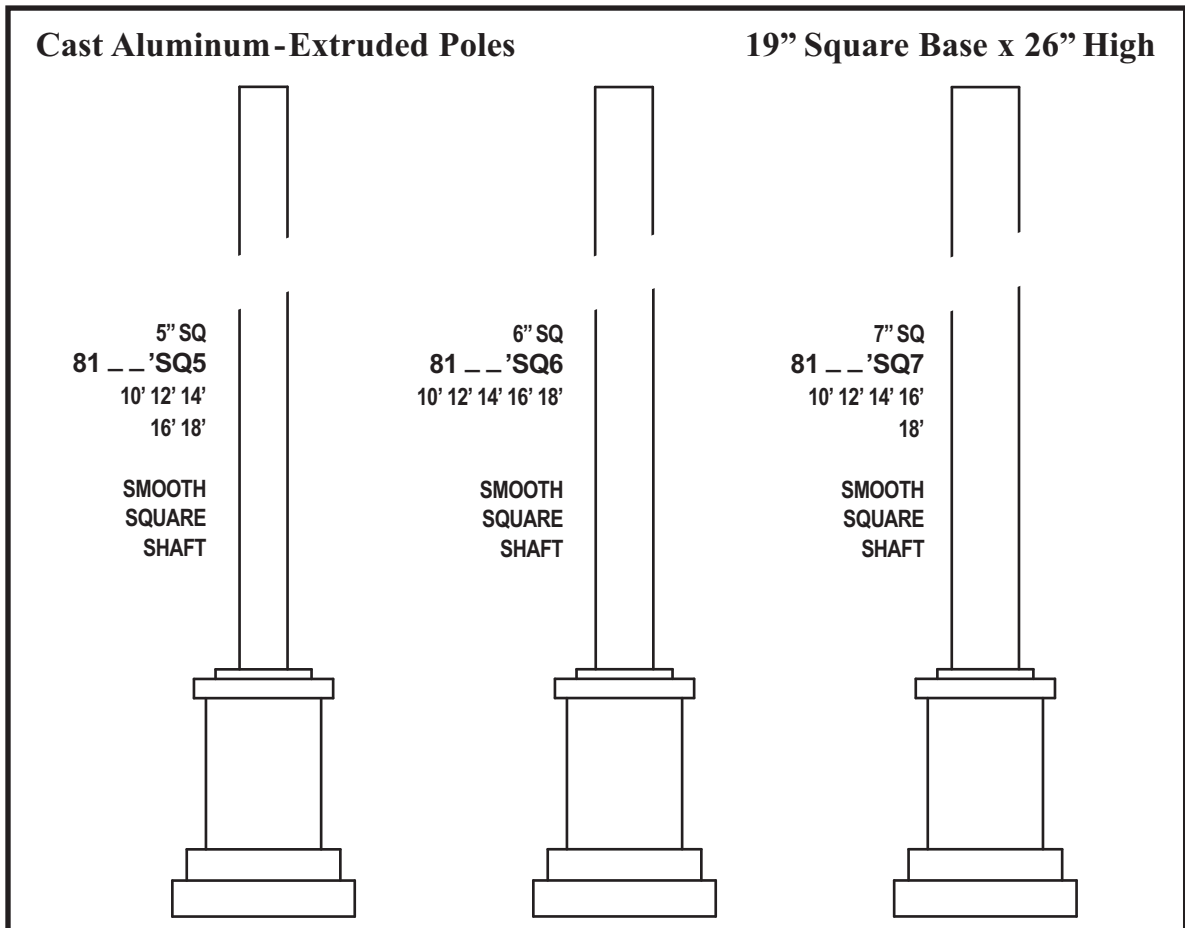
### INSTALLATION

Four 3/4" diameter, hot-dipped galvanized "L" type anchor bolts shall be provided with the post for anchorage. A door shall be provided for wiring and anchor bolt access. It shall be secured with tamper proof, stainless steel hardware. Post will be provided with a grounding stud mounted on the base floor opposite the access door.



Indicate the type of shaft needed (above)

\*\*See installation template for exact door position. Bolt circle dimensions may change on taller poles.



\* For candy cane poles insert \_\_\_\_ AG ft (feet - above grade height). See diagram on reverse side.

# 8100 DEERFIELD SERIES

# POSTS / OPTIONS / POST CAPS

## BUILDING A PART NUMBER

### Straight Poles

MODEL/HEIGHT/SHAFT POST CAP CENTER OPTIONS FINISH

81 12 SQ6 / [ ] / FH / BK

### Part Number Selections

MODEL	HEIGHT	SHAFT†
• 81	• 10'	• SQ5: 5" Square Smooth
	• 12'	• SQ6: 6" Square Smooth
	• 14'	• SQ7: 7" Square Smooth
	• 16'	
	• 18'	

#### OPTIONS AVAILABLE

- GFI
- GFB
- FH
- SBA
- DBA
- DB Direct Burial
- SBAR
- DSPA
- DHPA
- PA478
- PCD
- SH
- SB
- WHK
- HB Helix Burial

#### POST CENTER CAP (If Required)

- BCC
- FCC
- SCC
- TFCC
- SSCC

#### STANDARD FINISHES\*

- BKT Black Textured
- WHT White Textured
- PGT Park Green Textured
- ABZT Architectural Medium Bronze Textured
- DBT Dark Bronze Textured
- \*Smooth Finishes are available upon request
- CUSTOM FINISHES**
- OI Old Iron

- RT Rust
- WBR Weathered Brown
- CD Cedar
- WBK Weathered Black
- TT Two Tone

#### STERNBERG SELECT FINISHES

- VG Verde Green
- SI Swedish Iron
- OWGT Old World Gray Textured

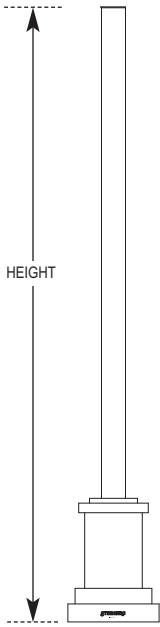
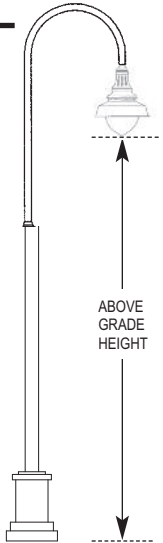
### Candy Cane Poles

MODEL/HEIGHT/SHAFT HEIGHT ABOVE GRADE OPTIONS FINISH

81 00 SQ6 — 14 AG / [ ] / BK

### Part Number Selections

MODEL	HEIGHT	SHAFT†	ABOVE GRADE
• 81	• 00	• RSQ5: 5" Square Smooth	• 08' AG
		• RSQ6: 6" Square Smooth	• 10' AG
		• RSQ7: 7" Square Smooth	• 12' AG
			• 14' AG
			• 16' AG
			• 18' AG


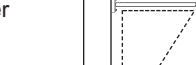








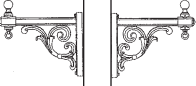




SQ5-5" SQ6-6"




† See first page for height restriction.

## OPTIONS AVAILABLE

See Accessories Section for more options and information

	<b>GFI</b> - Ground Fault Interrupter mounts in the pole		<b>SBAR</b> -Single Banner Arm and Ring		<b>PCD</b> - Photo Control mounts on door on pole
	<b>GFB</b> - Ground Fault Breaker <i>inside</i> base		<b>DSPA</b> -Double Stepped Planter Arms mount on either side		<b>SH</b> - Speaker Hub for mounting speaker, floodlight or signal
	<b>FH</b> - Flag Pole Holder mounts on the pole		<b>DHPA</b> -Double Hooked Planter Arms mount on either side		<b>SB</b> - Sign Bracket mounts on pole to hold signs
	<b>SBA</b> - Single Banner Arm mounts on the pole		<b>PA478</b> -Decorative Planter Arms with planter rings		<b>WHK</b> - Wreath Hook mounts on pole to hold decorations
	<b>DBA</b> - Double Banner Arms mount on same side of the pole				

## POST CENTER CAPS (If Required)

-  **BCC**- Ball Center Cap
-  **FCC**- Finial Center Cap
-  **SCC**- Spiked Center Cap
-  **TFCC**- Tall Finial Center Cap
-  **SSCC**- Side Spiked Center Cap