

7800 WILLIAMSBURG ROADWAY 7" to 10" Diameters SPECIFICATIONS

GENERAL

The ___ ft tall decorative post shall be aluminum or steel, one piece construction. The post shall have a cast aluminum, decorative two-piece split base that clasps around the pole and base plate. The 20" diameter x 35" tall cover shall have one access door.

CONSTRUCTION

The decorative base cover shall be designed with a curviform shape and be made of heavy wall, 356 alloy cast aluminum.

Indicate the type of shaft needed.

___ The **round tapered fluted shaft** shall be made of ASTM A572 grade 50, high-strength structural steel or ASTM 6063 aluminum.

___ The **round tapered smooth shaft** shall be made of ASTM 6063 extruded aluminum and tempered to a T6 condition or ASTM A572 steel.


___ The **round straight fluted shaft** shall be made of ASTM A595 grade A, high-strength structural steel or ASTM 6061 aluminum.

___ The **round straight smooth shaft** shall be made of ASTM 6061 extruded aluminum and tempered to a T6 condition or ASTM A572 steel. It shall have a decorative fluted tenon.

___ The **octagonal tapered shaft** shall be made of ASTM A607 high-strength, tapered structural steel.

INSTALLATION

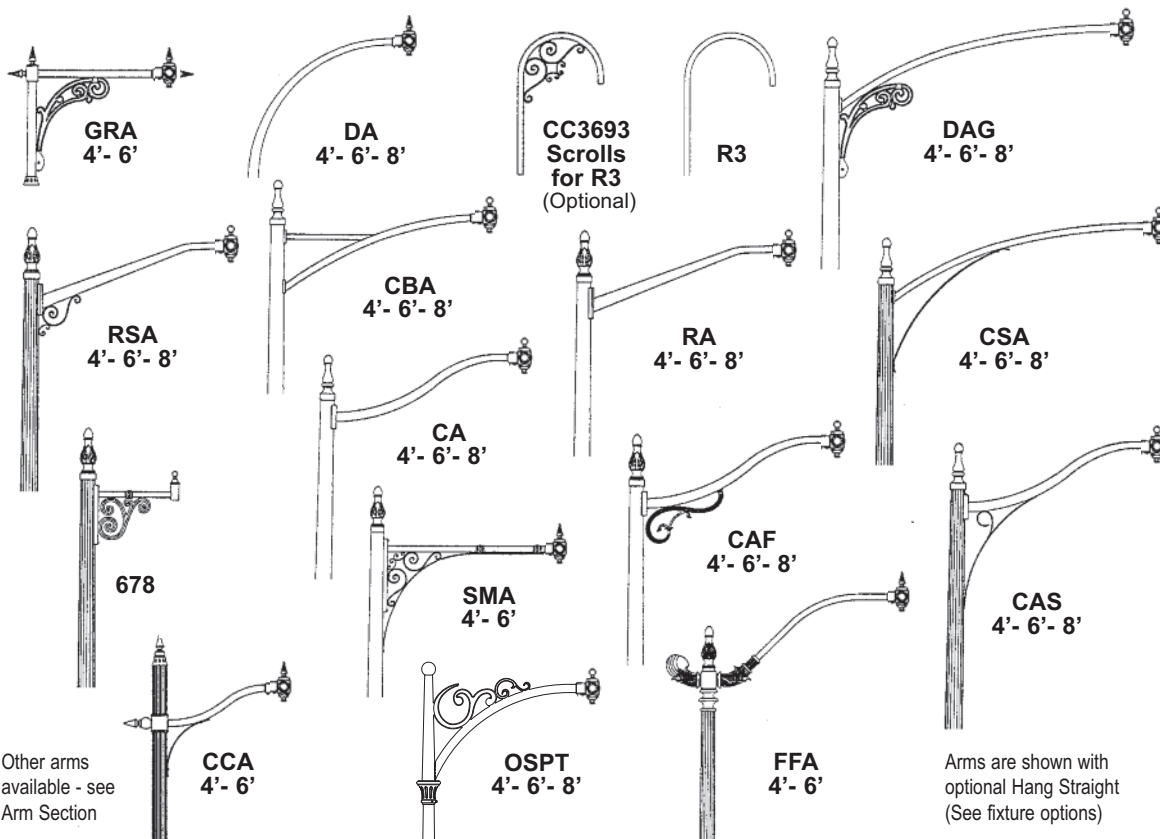
The cast aluminum fluted base cover shall clamp around the base plate and lower shaft of the pole assembly. It shall be clamped together using tamper-proof stainless steel screws. An access door shall be provided in the pole shaft and in the cast aluminum fluted base cover for wiring and mechanically secured with tamper-proof, stainless steel screws.



WILLIAMSBURG BASE

Left - with Tapered Fluted Shaft - 16 Flute and **Right** - Smooth Tapered Shaft. Both shown with optional CSA arm and 1913 fixture.

Roadway Arms Available for 7800 Williamsburg Series



Other arms available - see Arm Section

Arms are shown with optional Hang Straight (See fixture options)

POLE HEIGHT CALCULATOR

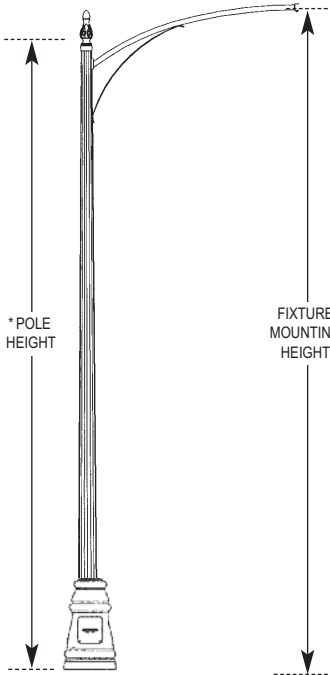
Add distance listed below to desired mounting height of fixture to calculate pole height needed.

ARM

- CAS -2'
- CA -1'
- CAF -1'
- CSA -2'
- RA -1'
- RSA -1'
- DAG -2'
- SMA +1'
- GRA -3'
- CCA +1'
- CBA 0
- DA -7'
- R3 -3'
- FFA -3'
- OSPT -3'
- 678 0

7800 WILLIAMSBURG ROADWAY 7" to 10" Diameters POSTS / OPTIONS / POST CAPS

BUILDING A PART NUMBER



MODEL	*POLE HEIGHT	SHAFT MATERIAL	SHAFT STYLE	FLUTED SHAPE (If Applicable)	POST CAP CENTER	OPTIONS	FINISH
78	25	S	RTF		RDBP		BK

Part Number Selections

MODEL	*POLE HEIGHT	SHAFT MATERIAL	SHAFT SHAPE	FLUTED SHAPE (If Applicable)	SHAFT TYPE (Pole Shapes)
• 78	<ul style="list-style-type: none"> • 20' • 23' • 25' • 30' • 32' • 35' • 40' 	<ul style="list-style-type: none"> • S-Steel • A-Aluminum • G-Galvanized 	<ul style="list-style-type: none"> • RTF - Round Tapered Fluted • RTS - Round Tapered Smooth • RSF - Round Straight Fluted • RSS - Round Straight Smooth • OTS** - Octagonal Tapered Smooth <small>**Steel Only</small> 	<ul style="list-style-type: none"> • 16FF • 16SF • 12FF • 12SF • 8SF 	<div style="display: flex; justify-content: space-around;"> <div style="text-align: center;"> <p>16 - Sharp Flute</p> </div> <div style="text-align: center;"> <p>16 - Flat Flute</p> </div> <div style="text-align: center;"> <p>12 - Flat Flute</p> </div> </div> <div style="display: flex; justify-content: space-around; margin-top: 10px;"> <div style="text-align: center;"> <p>Round</p> </div> <div style="text-align: center;"> <p>8 - Sharp Flute</p> </div> <div style="text-align: center;"> <p>Octagonal</p> </div> </div>

Shaft diameters and wall thickness will be determined by the factory, based on desired pole design with selected options and basic wind velocity (Referenced by AASHTO). Check your local area for wind speed or any other structural requirements.

*Use Pole Height Calculator to determine pole height based on desired mounting height of fixture.

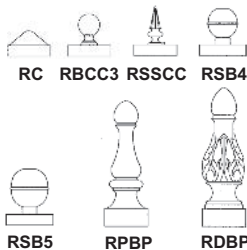
All Tapered Shafts have a taper of 0.14 inch per foot of length, most shafts are available in steel and/or aluminum.

OPTIONS AVAILABLE See Accessories Section for more options and information

GFI - Ground Fault Interrupter mounts in the pole FH - Flag Pole Holder mounts on the pole HS-B Hang Straight Ball HS-F Hang Straight Finial	SBA - Single Banner Arm mounts on the pole DBA - Double Banner Arms mount on same side of the pole SBAR -Single Banner Arm and Ring DSPA -Double Stepped Planter Arms mount on either side DHPA -Double Hooked Planter Arms mount on either side PA478 -Decorative Planter Arms with planter rings	PCD - Photo Control mounts on door on pole SH - Speaker Hub for mounting speaker, floodlight or signal SB - Sign Bracket mounts on pole to hold signs WHK -Wreath Hook mounts on pole to hold decorations
---	---	--

POST CENTER CAPS (If Required)

- POST CENTER CAP**
- RC
 - RBCC3
 - RSSCC
 - RSB4
 - RSB5
 - RPBP
 - RDBP



- OPTIONS AVAILABLE (Above)**
- GFI
 - FH
 - SBA
 - DBA
 - DB Direct Burial
 - SBAR
 - DSPA
 - DHPA
 - PA478
 - HB Helix Burial
 - PCD
 - SH
 - SB
 - WHK

STANDARD FINISHES*

- BKT Black Textured
 - WHT White Textured
 - PGT Park Green Textured
 - ABZT Architectural Medium Bronze Textured
 - DBT Dark Bronze Textured
- *Smooth Finishes are available upon request
- CUSTOM FINISHES**
- OI Old Iron

- RT Rust
- WBR Weathered Brown
- CD Cedar
- WBK Weathered Black
- TT Two Tone

STERNBERG SELECT FINISHES

- VG Verde Green
- SI Swedish Iron
- OWGT Old World Gray Textured