

# 7700 BIRMINGHAM SERIES

# SPECIFICATIONS

### GENERAL

The \_\_\_ ft tall\* decorative post shall be aluminum, one-piece construction. The 16" diameter cast aluminum fluted base shall be constructed with a \_\_\_ inch diameter aluminum shaft. The model shall be Sternberg Lighting #7700 or #7700R for candy cane poles. The pole shall be U.L. or E.T.L. listed in U.S. and Canada.

### CONSTRUCTION

The base shall be designed with a tall and smoothly curved pedestal bottom section and transition to a tall twelve flute vertical base section and shall be made of heavy wall, 356 alloy cast aluminum. It shall have a large access door and a 1" thick floor cast as an integral part of the base. The shaft shall be double circumferentially welded internally and externally to the base for added strength.

\_\_\_ The **smooth tapered shaft** shall be made of ASTM 6063 extruded aluminum and tempered to a T6 condition.

\_\_\_ The **smooth straight shaft** shall be made of ASTM 6063 extruded aluminum and tempered to a T6 condition.

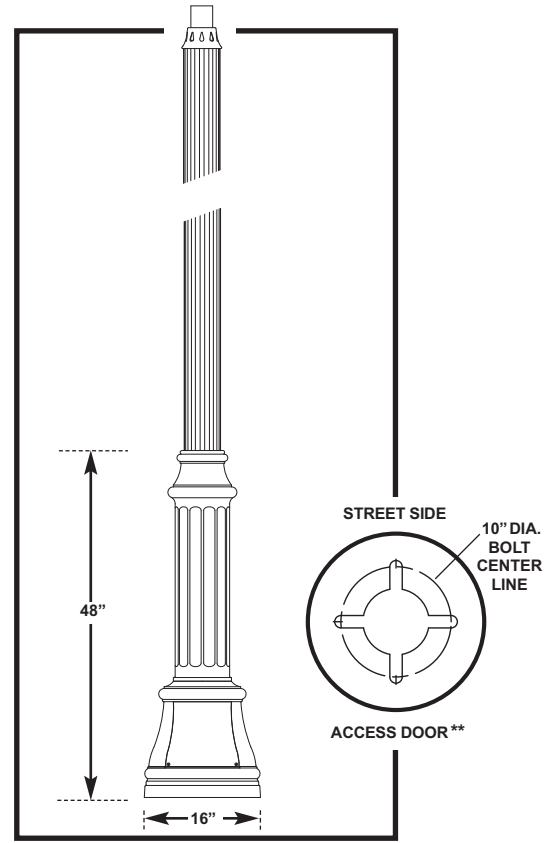
\_\_\_ The **straight fluted shaft** shall be made of ASTM 6061 extruded aluminum and tempered to a T6 condition. It shall have a decorative fluted 3" O.D. tenon.

\_\_\_ The **tapered fluted shaft** shall be made of heavy wall, 356 alloy cast aluminum

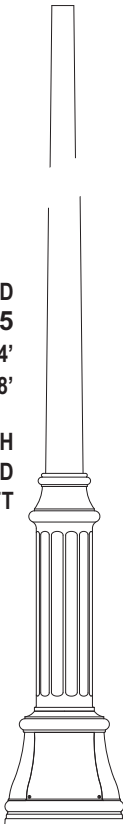
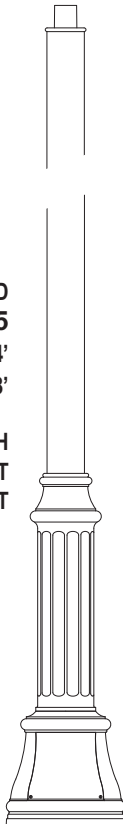
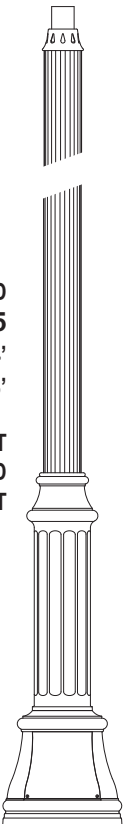
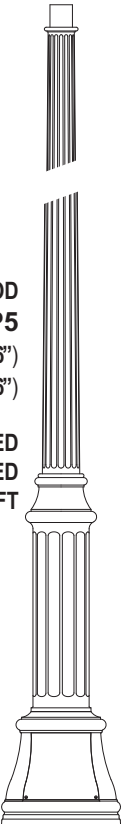
### INSTALLATION

Four 3/4" diameter, hot-dipped galvanized "L" type anchor bolts shall be provided with the post for anchorage. A generously sized door shall be provided for wiring and anchor bolt access. It shall be secured with tamper proof, stainless steel hardware. Post will be provided with a grounding stud mounted on the base floor opposite the access door.

Indicate the type of shaft needed (above)



\*\*See installation template for exact door position. Bolt circle dimensions may change on taller poles.

Cast Aluminum-Extruded Poles		16" Diameter Base x 48" High	
 <p>5" - 3" OD 77 __ ' T5 08' 10' 12' 14' 16' 18'</p> <p>SMOOTH TAPERED SHAFT</p>	 <p>5" OD 77 __ ' P5 08' 10' 12' 14' 16' 18'</p> <p>†SMOOTH STRAIGHT SHAFT</p>	 <p>5" OD 77 __ ' FP5 08' 10' 12' 14' 16' 18'</p> <p>†STRAIGHT FLUTED SHAFT</p>	 <p>5"-3" OD 77 __ ' TFP5 11' (11'6") 12' (12'6") 14' (14'6") 16' (16'6")</p> <p>TAPERED FLUTED SHAFT</p>

\*For candy cane poles insert \_\_\_ AG ft (feet - above grade height). See diagram on reverse side.

† Tenon not supplied if fixture or arm slips 5" O.D.

# 7700 BIRMINGHAM SERIES

# POSTS / OPTIONS / POST CAPS

## BUILDING A PART NUMBER

### Straight Poles

MODEL / HEIGHT / SHAFT	POST CAP CENTER	OPTIONS	FINISH
77 14 FP5	BCC	FH	BK

### Candy Cane Poles

MODEL / HEIGHT / SHAFT	HEIGHT ABOVE GRADE	OPTIONS	FINISH
77 00 RT5	14 AG		BK

### Part Number Selections

MODEL	HEIGHT	SHAFT†
• 77	• 08' • 10' • 11' • 12' • 14' • 15' • 16' • 17' • 18"	• T5: 5"-3" Tapered Smooth • P5: 5" Straight Smooth • FP5: 5" Straight Fluted • TFP5: 5"-3" Tapered Fluted*  * Available in 11' (11'6") 12' (12'6") 14' (14'6") 16' (16'6")

OPTIONS AVAILABLE		
• GFI	• SBAR	• PCD
• GFB	• DSPA	• SH
• FH	• DHPA	• SB
• SBA	• PA478	• WHK
• DBA		
• DB Direct Burial	• HB Helix Burial	

### Part Number Selections

MODEL	HEIGHT	SHAFT†	ABOVE GRADE
• 77	• 00	• RT5: 5"-3" Tapered Smooth • RP5: 5" Straight Smooth • RFP5: 5" Straight Fluted • RTFP5: 5"-3" Tapered Fluted*  * Available in 13' (11'6") 14' (14'6") 16' (16'6") 18' (18'6")	• 08' AG • 10' AG • 12' AG • 13' AG • 14' AG • 15' AG • 16' AG • 17' AG • 18' AG

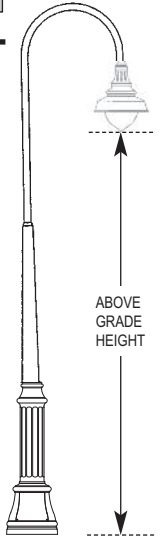
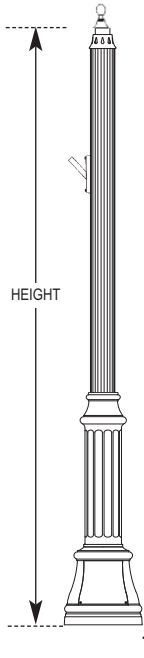
STANDARD FINISHES*	
• BKT	Black Textured
• WHT	White Textured
• PGT	Park Green Textured
• ABZT	Architectural Medium Bronze Textured
• DBT	Dark Bronze Textured

CUSTOM FINISHES	
• OI	Old Iron


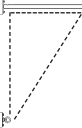








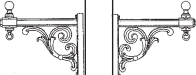


STERNBERG SELECT FINISHES	
• VG	Verde Green
• SI	Swedish Iron
• OWGT	Old World Gray Textured








† See first page for height restriction.

## OPTIONS AVAILABLE

See Accessories Section for more options and information

	<b>GFI</b> - Ground Fault Interrupter mounts in the pole		<b>SBAR</b> -Single Banner Arm and Ring		<b>PCD</b> - Photo Control mounts on door on pole
	<b>GFB</b> - Ground Fault Breaker <i>inside</i> base		<b>DSPA</b> -Double Stepped Planter Arms mount on either side		<b>SH</b> - Speaker Hub for mounting speaker, floodlight or signal
	<b>FH</b> - Flag Pole Holder mounts on the pole		<b>DHPA</b> -Double Hooked Planter Arms mount on either side		<b>SB</b> - Sign Bracket mounts on pole to hold signs
	<b>SBA</b> - Single Banner Arm mounts on the pole		<b>PA478</b> -Decorative Planter Arms with planter rings		<b>WHK</b> - Wreath Hook mounts on pole to hold decorations
	<b>DBA</b> - Double Banner Arms mount on same side of the pole				

## POST CENTER CAPS (If Required)

	<b>BCC</b> - Ball Center Cap		<b>FCC</b> - Finial Center Cap		<b>SCC</b> - Spiked Center Cap		<b>TFCC</b> - Tall Finial Center Cap		<b>SSCC</b> - Side Spiked Center Cap
--	------------------------------	---	--------------------------------	---	--------------------------------	---	--------------------------------------	---	--------------------------------------