

730LB PRAIRIE LIGHTED BOLLARD

SPECIFICATIONS

GENERAL

The Model 730LB decorative lighted bollard shall be aluminum, one-piece construction. The square aluminum shaft base shall be constructed with decorative cast window grilles and overhung roof cap. The Model shall be Sternberg Lighting #730LB lighted bollard or #730LB-QR quick release lighted bollard.

CONSTRUCTION

The bollard housing shaft shall be 7" square having a wall thickness of 3/16" and made of ASTM 6061 extruded aluminum and tempered to a T6 condition. The bollard features four 6" wide windows with cast tree design grille work. The cast 12" square roof shall cantilever the fixture body and have a solid aluminum soffit. The assembly comes standard with a 1-piece white lens made of 1/4" thick square heavy-duty acrylic for vandal resistance. Optional lenses are available. The internal anchor base shall be 6 1/2" square and made of heavy wall, 356 alloy cast aluminum and shall be vertically fastened to bollard housing. It shall have a 1/2" thick floor cast as an integral part of the base. The overall height of the bollard shall be 48". (For other heights, consult factory).*

ELECTRICAL

All electrical components shall be U.L. approved. H.I.D. ballasts shall be high power factor with lamp starting down to -30 degrees C. Medium base porcelain sockets to be 4KV rated. The ballast/socket assembly shall be pre-wired. Optional compact fluorescent (PL) ballasts shall be instant start electronic with a starting temperature of down to 0 degrees F. They shall have a 4-pin socket and support quad tube and triple tube lamps. Ballasts shall be DOE EISA compliant.

QUICK RELEASE MOUNTING (Optional)

The Model 730LB-QR shall have a quick release option which allows quick removal of the bollard for convenience or emergency access. The burial portion shall be made of ASTM 6061 aluminum extrusion and shall have a keyway and flexible connection system for securing to bollard. The bollard shall have a mated extension and anti-rotation key and padlock slot. The quick release system shall allow for a flush pavement installation after temporary bollard removal.

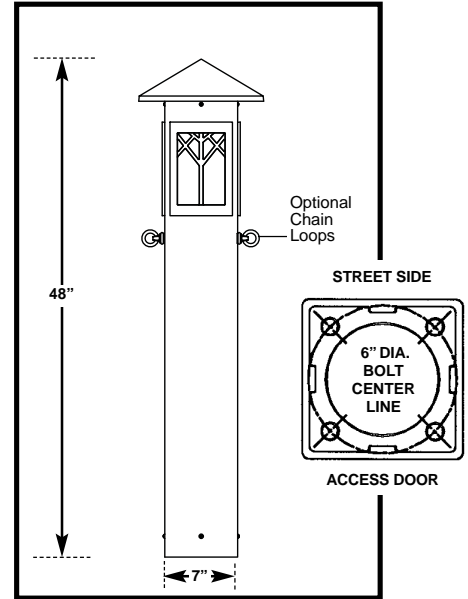
FINISH

Prior to coating, each assembly shall be chemically cleaned and etched in a 5-stage washing system which includes alkaline cleaning, rinsing, phosphoric etching, reverse osmosis water rinsing, and non-chrome sealing to ensure corrosion resistance and excellent adhesion for the finish coating. The finish coating shall be electrostatically applied semi-gloss, super durable polyester powder baked at 400 degrees for a durable and superior, color retentive finish. Our optional antique Verde Green finish and Swedish Iron finish are hand brushed using a 3-step process. The total assembly shall be wrapped in shockproof wrapping or fully enclosed in corrugated cartons.

INSTALLATION

Four, hot-dipped galvanized "L" type anchor bolts shall be provided with the post for non-quick release bollard anchorage. Quick release anchorage requires no anchor bolts. Bollard will be provided with a grounding stud mounted on the base floor.

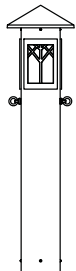
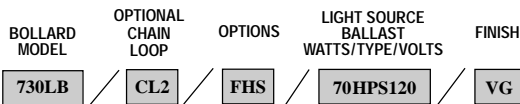
WARRANTY Five-year limited warranty. See product and finish warranty guide for details.



See installation template for exact door position.

BUILDING A PART NUMBER

PART NUMBER SELECTIONS



MODELS*

- 730LB
- 730LB-QR

* NOTE: For custom heights, designate height after bollard model.
Example: 730LB-42"

** TO ORDER CHAIN:
Specify total length of chain required for project.

MHP- Metal halide systems are pulse start.

BALLASTS

- 35HPS
- 50HPS
- 70HPS
- 100HPS
- 50MHP
- 70MHP
- 100MHP
- 26PLT
- 32PLT
- 42PLT
- INCAND

VOLTAGES

- 120
- 208
- 240
- 277
- 480
- MULTI (120-277)

LAMPS

- HPS35/MED
- HPS50/MED
- HPS70/MED
- HPS100/MED
- MHP50/MED
- MHP70/MED
- MHP100/MED
- PLT26
- PLT32
- PLT42

OPTIONAL CHAIN LOOP**

- CL1 Chain Loop
- CL2 Chain Loops 180°

FINISHES STANDARD

- BKT Black Textured
- BK Black
- VG Verde Green
- PGT Park Green Textured
- PG Park Green
- ABZT Architectural Medium Bronze Textured
- ABZ Architectural Medium Bronze
- SI Swedish Iron
- DBT Dark Bronze Textured
- DB Dark Bronze

OPTIONS

- PEC1 Photocell-Bimetal 120 Volt
- PEC2 Photocell-Bimetal 208-277 Volt
- PEC1-E Photocell-Electronic 120 Volt
- PEC2-E Photocell-Electronic 208-277 Volt
- FHS Single Fuse and Holder-120,277 Volt
- FHD Dual Fuse and Holder-208,240,480 Volt
- GFI Ground Fault Interrupter Duplex Outlet
- LAMPS Select from List

- OWGT Old World Gray Textured
- OWG Old World Gray

FINISHES CUSTOM

- WHT White Textured
- WH White
- CV Copper Vein
- WBK Weathered Black
- WBR Weathered Brown
- CD Cedar
- RT Rust
- OI Old Iron
- TT Two Tone
- CM Custom Match



555 Lawrence Ave. Roselle, IL 60172 • 847-588-3400 • Fax 847-588-3440

www.sternberglighting.com

Email: info@sternberglighting.com

740LB PRAIRIE LIGHTED BOLLARD

SPECIFICATIONS

GENERAL

The Model 740LB decorative lighted bollard shall be aluminum, one-piece construction. The square aluminum shaft base shall be constructed with decorative cast window grilles and roof cap. The Model shall be Sternberg Lighting #740LB lighted bollard or #740LB-QR quick release lighted bollard.

CONSTRUCTION

The bollard housing shaft shall be 7" square having a wall thickness of 3/16" and made of ASTM 6061 extruded aluminum and tempered to a T6 condition. The bollard features four 6" wide windows with cast tree design grille work. The cast 7 1/2" square peaked roof shall cap the fixture body. The assembly comes standard with a 1-piece white lens made of 1/4" thick square heavy-duty acrylic for vandal resistance. Optional lenses are available. The internal anchor base shall be 6 1/2" square and made of heavy wall, 356 alloy cast aluminum and shall be vertically fastened to bollard housing. It shall have a 1/2" thick floor cast as an integral part of the base. The overall height of the bollard shall be 48". (For other heights, consult factory)*

ELECTRICAL

All electrical components shall be U.L. approved. H.I.D. ballasts shall be high power factor with lamp starting down to -30 degrees C. Medium base porcelain sockets to be 4KV rated. The ballast/socket assembly shall be pre-wired. Optional compact fluorescent (PL) ballasts shall be instant start electronic with a starting temperature of down to 0 degrees F. They shall have a 4-pin socket and support quad tube and triple tube lamps. Ballasts shall be DOE EISA compliant.

QUICK RELEASE MOUNTING (Optional)

The Model 740LB-QR shall have a quick release option which allows quick removal of the bollard for convenience or emergency access. The burial portion shall be made of ASTM 6061 aluminum extrusion and shall have a keyway and flexible connection system for securing to bollard. The bollard shall have a mated extension and anti-rotation key and padlock slot. The quick release system shall allow for a flush pavement installation after temporary bollard removal.

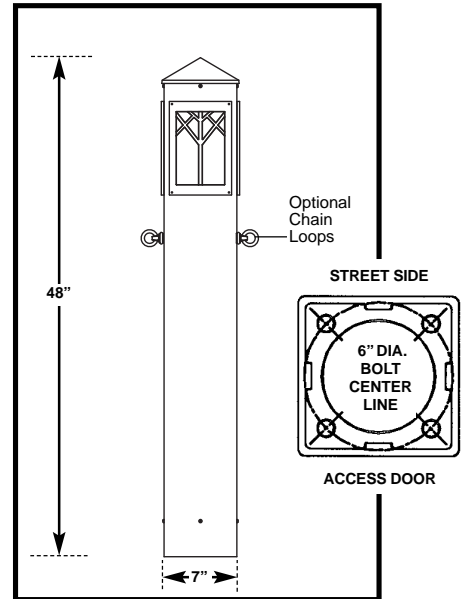
FINISH

Prior to coating, each assembly shall be chemically cleaned and etched in a 5-stage washing system which includes alkaline cleaning, rinsing, phosphoric etching, reverse osmosis water rinsing, and non-chrome sealing to ensure corrosion resistance and excellent adhesion for the finish coating. The finish coating shall be electrostatically applied semi-gloss, super durable polyester powder baked at 400 degrees for a durable and superior, color retentive finish. Our optional antique Verde Green finish and Swedish Iron finish are hand brushed using a 3-step process. The total assembly shall be wrapped in shockproof wrapping or fully enclosed in corrugated cartons.

INSTALLATION

Four, hot-dipped galvanized "L" type anchor bolts shall be provided with the post for non-quick release bollard anchorage. Quick release anchorage requires no anchor bolts. Bollard will be provided with a grounding stud mounted on the base floor.

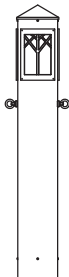
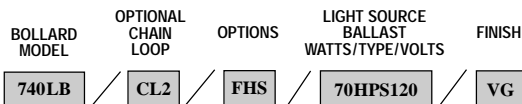
WARRANTY Five-year limited warranty. See product and finish warranty guide for details.



See installation template for exact door position.

BUILDING A PART NUMBER

PART NUMBER SELECTIONS



MODELS*

- 740LB
- 740LB-QR

* NOTE: For custom heights, designate height after bollard model.
Example: 740LB-42"

** TO ORDER CHAIN: Specify total length of chain required for project.

MHP- Metal halide systems are pulse start.

BALLASTS

- 35HPS
- 50HPS
- 70HPS
- 100HPS
- 50MHP
- 70MHP
- 100MHP
- 26PLT
- 32PLT
- 42PLT
- INCAND

VOLTAGES

- 120
- 208
- 240
- 277
- 480
- MULTI (120-277)

LAMPS

- HPS35/MED
- HPS50/MED
- HPS70/MED
- HPS100/MED
- MHP50/MED
- MHP70/MED
- MHP100/MED
- PLT26
- PLT32
- PLT42

OPTIONAL CHAIN LOOP**

- CL1 Chain Loop
- CL2 Chain Loops 180°

FINISHES STANDARD

- BKT Black Textured
- BK Black
- VG Verde Green
- PGT Park Green Textured
- PG Park Green
- ABZT Architectural Medium Bronze Textured
- ABZ Architectural Medium Bronze
- SI Swedish Iron
- DBT Dark Bronze Textured
- DB Dark Bronze

OPTIONS

- PEC1 Photocell-Bimetal 120 Volt
- PEC2 Photocell-Bimetal 208-277 Volt
- PEC1-E Photocell-Electronic 120 Volt
- PEC2-E Photocell-Electronic 208-277 Volt
- FHS Single Fuse and Holder-120,277 Volt
- FHD Dual Fuse and Holder-208,240,480 Volt
- GFI Ground Fault Interrupter Duplex Outlet
- LAMPS Select from List

- OWGT Old World Gray Textured
- OWG Old World Gray

FINISHES CUSTOM

- WHT White Textured
- WH White
- CV Copper Vein
- WBK Weathered Black
- WBR Weathered Brown
- CD Cedar
- RT Rust
- OI Old Iron
- TT Two Tone
- CM Custom Match



555 Lawrence Ave. Roselle, IL 60172 • 847-588-3400 • Fax 847-588-3440
www.sternberglighting.com

Email: info@sternberglighting.com 8-11