

# 6700 MANCHESTER SERIES

# SPECIFICATIONS

### GENERAL

The \_\_\_ ft tall\* decorative post shall be aluminum, one-piece construction. The 16" diameter cast aluminum tapered fluted base shall be constructed with a \_\_\_ inch diameter aluminum shaft. The model shall be Sternberg Lighting #6700 or #6700R for candy cane poles. The pole shall be U.L. or E.T.L. listed in U.S. and Canada.

### CONSTRUCTION

The base shall be designed with a tall and smoothly curved pedestal bottom section and transition to a eight flute tapered base section and shall be made of heavy wall, 356 alloy cast aluminum. It shall have a large access door and a 1" thick floor cast as an integral part of the base. The shaft shall be double circumferentially welded internally and externally to the base for added strength.

\_\_\_ The **smooth tapered shaft** shall be made of ASTM 6063 extruded aluminum and tempered to a T6 condition.

\_\_\_ The **smooth straight shaft** shall be made of ASTM 6063 extruded aluminum and tempered to a T6 condition.

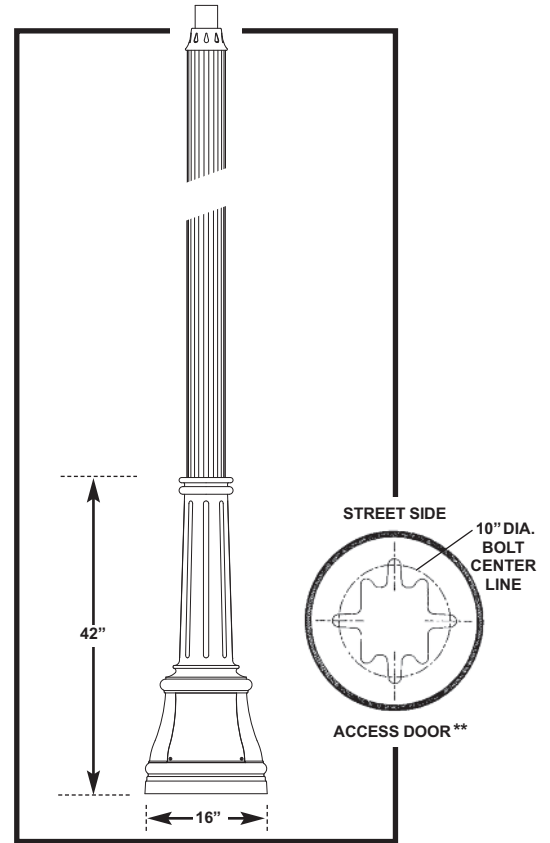
\_\_\_ The **straight fluted shaft** shall be made of ASTM 6061 extruded aluminum and tempered to a T6 condition. It shall have a decorative fluted 3" O.D. tenon.

\_\_\_ The **tapered fluted shaft** shall be made of heavy wall, 356 alloy cast aluminum.

### INSTALLATION

Four 3/4" diameter, hot-dipped galvanized "L" type anchor bolts shall be provided with the post for anchorage. A generously sized door shall be provided for wiring and anchor bolt access. It shall be secured with tamper proof, stainless steel hardware. Post will be provided with a grounding stud mounted on the base floor opposite the access door.

Indicate the type of shaft needed (above)



\*\*See installation template for exact door position. Bolt circle dimensions may change on taller poles.

Cast Aluminum - Extruded Poles		16" Diameter Base x 42" High	
<p>5" - 3" OD 67 __ ' T5</p> <p>08' 10' 12' 14' 16' 18'</p> <p>SMOOTH TAPERED SHAFT</p>	<p>5" OD 67 __ ' P5</p> <p>08' 10' 12' 14' 16' 18'</p> <p>†SMOOTH STRAIGHT SHAFT</p>	<p>5" OD 67 __ ' FP5</p> <p>08' 10' 12' 14' 16' 18'</p> <p>†STRAIGHT FLUTED SHAFT</p>	<p>5"-3" OD 67 __ ' TFP5</p> <p>11' 12' 14' 16'</p> <p>TAPERED FLUTED SHAFT</p>

\*For candy cane poles insert \_\_\_ AG ft (feet - above grade height). See diagram on reverse side.

† Tenon not supplied if fixture or arm slips 5" O.D.

# 6700 MANCHESTER SERIES

# POSTS / OPTIONS / POST CAPS

## BUILDING A PART NUMBER

### Straight Poles

MODEL / HEIGHT / SHAFT	POST CAP CENTER	OPTIONS	FINISH
67 14 FP5	BCC	FH	BK

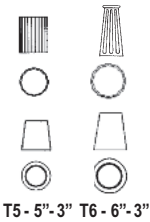
### Candy Cane Poles

MODEL / HEIGHT / SHAFT	HEIGHT ABOVE GRADE	OPTIONS	FINISH
67 00 RT5	12 AG		BK

### Part Number Selections

MODEL	HEIGHT	SHAFT†
• 67	• 08' • 10' • 11' • 12' • 14' • 16' • 18'	• T5: 5"-3" Tapered Smooth • P5: 5" Straight Smooth • FP5: 5" Straight Fluted • TFP5: 5"-3" Tapered Fluted*

FP5 - 5" TFP5 - 5"-3"



T5 - 5"-3" T6 - 6"-3"

#### OPTIONS AVAILABLE

- GFI
- GFB
- FH
- SBA
- DBA
- DB Direct Burial
- SBAR
- DSPA
- DHPA
- PA478
- PCD
- SH
- SB
- WHK
- HB Helix Burial

### Part Number Selections

MODEL	HEIGHT	SHAFT†	ABOVE GRADE
• 67	• 00	• RT5: 5"-3" Tapered Smooth • RP5: 5" Straight Smooth • RFP5: 5" Straight Fluted • RTFP5: 5"-3" Tapered Fluted*	• 08' AG • 10' AG • 12' AG • 13' AG • 14' AG • 16' AG • 18' AG

\* Available in 13', 14', 16', 18'AG

#### POST CENTER CAP

- (If Required)
- BCC
  - FCC
  - SCC
  - TFCC
  - SSCC

#### STANDARD FINISHES\*

- BKT Black Textured
- WHT White Textured
- PGT Park Green Textured
- ABZT Architectural Medium Bronze Textured
- DBT Dark Bronze Textured

\*Smooth Finishes are available upon request

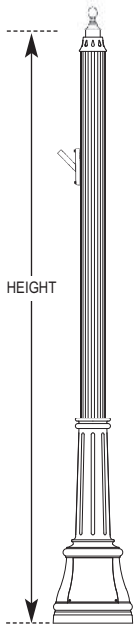
#### CUSTOM FINISHES

- OI Old Iron

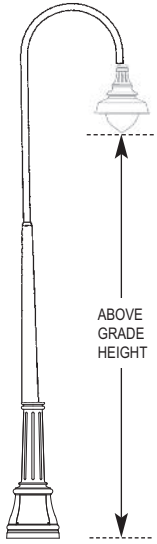
- RT Rust
- WBR Weathered Brown
- CD Cedar
- WBK Weathered Black
- TT Two Tone

#### STERNBERG SELECT FINISHES

- VG Verde Green
- SI Swedish Iron
- OWGT Old World Gray Textured



HEIGHT



ABOVE GRADE HEIGHT

† See first page for height restriction.

## OPTIONS AVAILABLE

See Accessories Section for more options and information

<p><b>GFI</b> - Ground Fault Interrupter mounts in the pole</p> <p><b>GFB</b> - Ground Fault Breaker <i>inside</i> base</p>	<p><b>SBAR</b> - Single Banner Arm and Ring</p> <p><b>DSPA</b> - Double Stepped Planter Arms mount on either side</p> <p><b>DHPA</b> - Double Hooked Planter Arms mount on either side</p> <p><b>PA478</b> - Decorative Planter Arms with planter rings</p>	<p><b>PCD</b> - Photo Control mounts on door on pole</p> <p><b>SH</b> - Speaker Hub for mounting speaker, floodlight or signal</p> <p><b>SB</b> - Sign Bracket mounts on pole to hold signs</p> <p><b>WHK</b> - Wreath Hook mounts on pole to hold decorations</p>
---	---	--

## POST CENTER CAPS (If Required)

