

6300 SCOTTSDALE SERIES

SPECIFICATIONS

GENERAL

The ___ ft tall* decorative post shall be aluminum, one-piece construction. The 17 1/2" diameter cast aluminum tapered decorative fluted base shall be constructed with a ___ inch diameter aluminum shaft. The model shall be Sternberg Lighting #6300 or #6300R for candy cane poles. The pole shall be U.L. or E.T.L. listed in U.S. and Canada.

CONSTRUCTION

The base shall be designed with a decorative curved pedestal bottom section and transition to a eight flute tapered base section. and shall be made of heavy wall, 356 alloy cast aluminum. It shall have a 1" thick floor cast as an integral part of the base. The shaft shall be double circumferentially welded internally and externally to the base for added strength.

___ The **smooth tapered shaft** shall be made of ASTM 6063 extruded aluminum and tempered to a T6 condition.

___ The **smooth straight shaft** shall be made of ASTM 6063 extruded aluminum and tempered to a T6 condition.

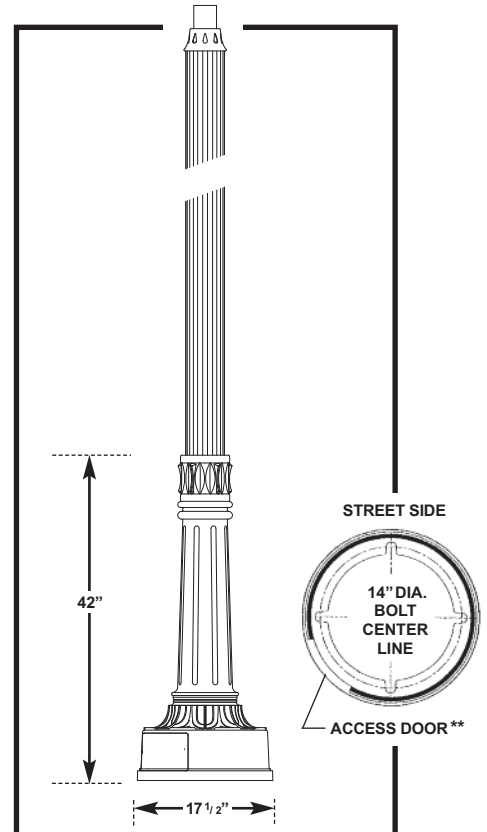
___ The **straight fluted shaft** shall be made of ASTM 6061 extruded aluminum and tempered to a T6 condition. It shall have a decorative fluted 3" O.D. tenon.

___ The **tapered fluted shaft** shall be made of heavy wall, 356 alloy cast aluminum.

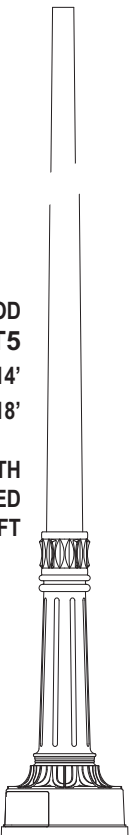
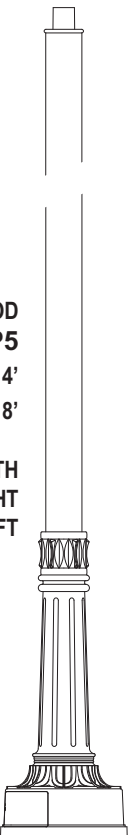
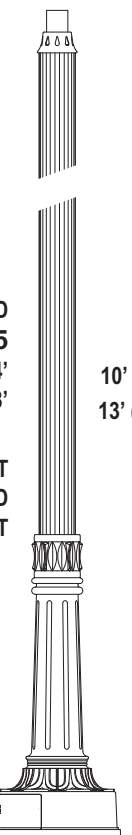
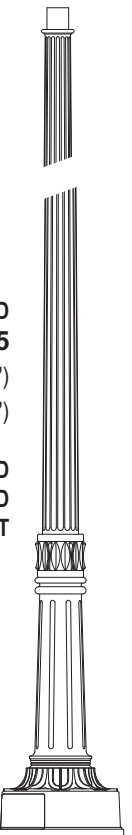
INSTALLATION

Four 3/4" diameter, hot-dipped galvanized "L" type anchor bolts shall be provided with the post for anchorage. A door shall be provided for wiring and anchor bolt access. It shall be secured with tamper proof, stainless steel hardware. Post will be provided with a grounding stud mounted on the base floor opposite the access door.

Indicate the type of shaft needed (above)



**See installation template for exact door position. Bolt circle dimensions may change on taller poles.

Cast Aluminum - Extruded Poles		17 1/2" Diameter Base x 42" High	
<p>5" - 3" OD 63 ___ ' T5 8' 10" 12' 14' 16' 18'</p> <p>SMOOTH TAPERED SHAFT</p> 	<p>5" OD 63 ___ ' P5 8' 10" 12' 14' 16' 18'</p> <p>†SMOOTH STRAIGHT SHAFT</p> 	<p>5" OD 63 ___ ' FP5 8' 10' 12' 14' 16' 18'</p> <p>†STRAIGHT FLUTED SHAFT</p> 	<p>5" - 3" OD 63 ___ ' TFP5 10' (10' 6") 11' (11' 6") 13' (13' 6") 15' (15' 6")</p> <p>TAPERED FLUTED SHAFT</p> 

* For candy cane poles insert ___ AG ft (feet - above grade height). See diagram on reverse side.

† Tenon not supplied if fixture or arm slips 5" O.D.

6300 SCOTTSDALE SERIES

POSTS / OPTIONS / POST CAPS

BUILDING A PART NUMBER

Straight Poles

MODEL/HEIGHT/SHAFT	POST CAP CENTER	OPTIONS	FINISH
63 14 FP5	BCC	FH	BK

Candy Cane Poles

MODEL/HEIGHT/SHAFT	HEIGHT ABOVE GRADE	OPTIONS	FINISH
63 00 RT5	12 AG		BK

Part Number Selections

MODEL	HEIGHT	SHAFT†
• 63	• 08' • 10' • 11' • 12' • 13' • 14' • 15' • 16' • 17' • 18'	• T5: 5"-3" Tapered Smooth • P5: 5" Straight Smooth • FP5: 5" Straight Fluted • TFP5: 5"-3" Tapered Fluted*

*Available in 10' (10'6"), 11' (11'6"), 13' (13'6") and 15' (15'6")

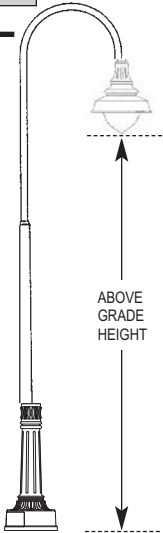
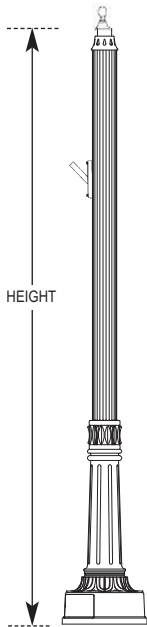
- OPTIONS AVAILABLE**
- GFI
 - GFB
 - FH
 - SBA
 - DBA
 - DB Direct Burial
 - SBAR
 - DSPA
 - DHPA
 - PA478
 - HB Helix Burial
 - PCD
 - SH
 - SB
 - WHK

Part Number Selections

MODEL	HEIGHT	SHAFT†	ABOVE GRADE
• 63	• 00	• RT5: 5"-3" Tapered Smooth • RP5: 5" Straight Smooth • RFP5: 5" Straight Fluted • RTFP5: 5"-3" Tapered Fluted*	• 08' AG • 10' AG • 12' AG • 13' AG • 14' AG • 15' AG • 16' AG • 17' AG • 18' AG











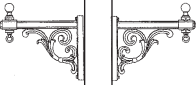


*Available in 12' (12'6"), 13' (13'6"), 15' (15'6") and 17' (17'6") AG

- POST CENTER CAP (If Required)**
- BCC
 - FCC
 - SCC
 - TFCC
 - SSCC
- STANDARD FINISHES***
- BKT Black Textured
 - WHT White Textured
 - PGT Park Green Textured
 - ABZT Architectural Medium Bronze Textured
 - DBT Dark Bronze Textured
- *Smooth Finishes are available upon request
- CUSTOM FINISHES**
- OI Old Iron
- STERNBERG SELECT FINISHES**
- RT Rust
 - WBR Weathered Brown
 - CD Cedar
 - WBK Weathered Black
 - TT Two Tone
 - VG Verde Green
 - SI Swedish Iron
 - OWGT Old World Gray Textured





OPTIONS AVAILABLE


See Accessories Section for more options and information


 <p>GFI - Ground Fault Interrupter mounts in the pole</p>	 <p>SBAR-Single Banner Arm and Ring</p>	 <p>PCD - Photo Control mounts on door on pole</p>
 <p>GFB - Ground Fault Breaker <i>inside</i> base</p>	 <p>DSPA-Double Stepped Planter Arms mount on either side</p>	 <p>SH - Speaker Hub for mounting speaker, floodlight or signal</p>
 <p>FH - Flag Pole Holder mounts on the pole</p>	 <p>DHPA-Double Hooked Planter Arms mount on either side</p>	 <p>SB - Sign Bracket mounts on pole to hold signs</p>
 <p>SBA - Single Banner Arm mounts on the pole</p>	 <p>PA478-Decorative Planter Arms with planter rings</p>	 <p>WHK - Wreath Hook mounts on pole to hold decorations</p>
 <p>DBA - Double Banner Arms mount on same side of the pole</p>		


POST CENTER CAPS (If Required)

- 

BCC- Ball Center Cap
- 

FCC- Finial Center Cap
- 

SCC- Spiked Center Cap
- 

TFCC- Tall Finial Center Cap
- 

SSCC- Side Spiked Center Cap