

6200 OXFORD SERIES

SPECIFICATIONS

GENERAL

The ___ ft tall* decorative post shall be aluminum, one-piece construction. The 18" diameter cast aluminum fluted base shall be constructed with a ___ inch diameter aluminum shaft. The model shall be Sternberg Lighting Number #6200 or #6200R for candy cane poles. The pole shall be U.L. or E.T.L. listed in U.S. and Canada.

CONSTRUCTION

The base shall be designed with sixteen long curved flutes which gracefully slope to a decorative scalloped ring and be made of heavy wall, 356 alloy cast aluminum. It shall have a 1" thick floor cast as an integral part of the base.

___ The **smooth tapered shaft** shall be made of ASTM 6063 extruded aluminum and tempered to a T6 condition.

___ The **smooth straight shaft** shall be made of ASTM 6063 extruded aluminum and tempered to a T6 condition.

___ The **straight fluted shaft** shall be made of ASTM 6061 extruded aluminum and tempered to a T6 condition. It shall have a decorative fluted 3" O.D. tenon.

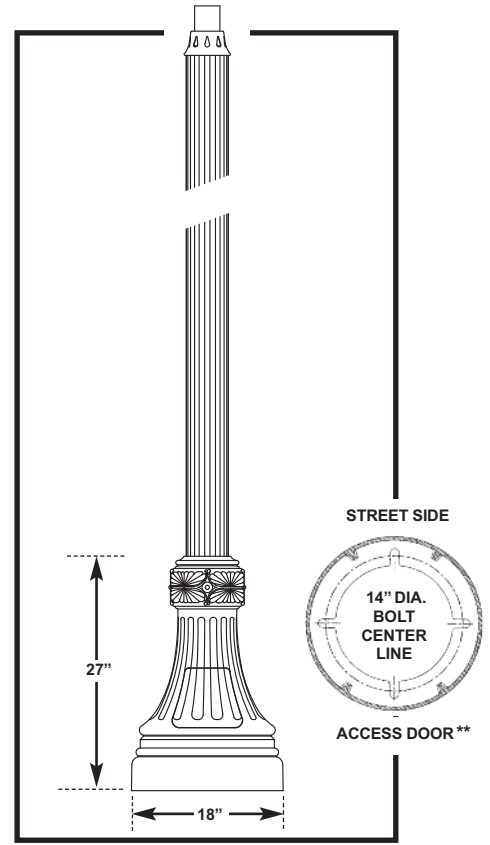
___ The **cast tapered fluted shaft** shall be made of heavy wall, 356 alloy cast aluminum.

___ The **extruded tapered fluted shaft** shall be made of ASTM 6063 extruded aluminum and tempered to a T6 condition.

___ The **tapered octagonal shaft** shall be made of heavy wall, 356 alloy cast aluminum. The shaft shall be double circumferentially welded internally and externally to the base for added strength.

INSTALLATION

Four 3/4" diameter, hot-dipped galvanized "L" type anchor bolts shall be provided with the post for anchorage. A door shall be provided for wiring and anchor bolt access. It shall be secured with tamper proof, stainless steel hardware. Post will be provided with a grounding stud mounted on the base floor opposite the access door.



**See installation template for exact door position. Bolt circle dimensions may change on taller poles.

Indicate the type of shaft needed (above)

Cast Aluminum-Extruded Poles

18" Diameter Base x 27" High

NOTE:
20' and taller poles available with clamshell or slip over bases.

5" - 3" OD
62 ___ 'T5
10' 12' 14'
16' 18'

SMOOTH
TAPERED
SHAFT

† P5 SMOOTH
STRAIGHT
SHAFT
AVAILABLE

6" - 3" OD
62 ___ 'T6
10' 12' 14'
16' 18'

SMOOTH
TAPERED
SHAFT

† P6 SMOOTH
STRAIGHT
SHAFT
AVAILABLE

5" OD
62 ___ 'FP5
10' 12' 14'
16' 18'

† STRAIGHT
FLUTED
SHAFT

6" OD
62 ___ 'FP6
10' 12' 14'
16' 18'

† STRAIGHT
FLUTED
SHAFT

6" - 3" OD
62 ___ 'TFP6
10' 12' 14'

TAPERED
FLUTED
SHAFT

6" - 4" OD
62 ___ 'ETFP6
12' 14'
16' 18'

TAPERED
FLUTED
SHAFT

*For candy cane poles insert ___ AG ft (feet - above grade height). See diagram on reverse side.

† Tenon not supplied if fixture or arm slips shaft O.D.

6200 OXFORD SERIES

POSTS / OPTIONS / POST CAPS

BUILDING A PART NUMBER

Straight Poles

MODEL / HEIGHT / SHAFT	POST CAP CENTER	OPTIONS	FINISH
62 16 FP5	BCC	FH	BK

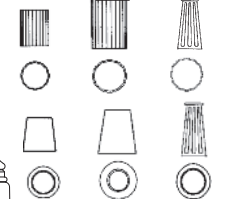
Candy Cane Poles

MODEL / HEIGHT / SHAFT	HEIGHT ABOVE GRADE	OPTIONS	FINISH
62 00 RT5	18 AG		BK

Part Number Selections

MODEL	HEIGHT	SHAFT†
• 62	• 08' • 10' • 12' • 14' • 16' • 18'	• T5: 5"-3" Tapered Smooth • T6: 6"-3" Tapered Smooth • P5: 5" Straight Smooth • P6: 6" Straight Smooth • FP5: 5" Straight Fluted • FP6: 6" Straight Fluted • TFP6: 6"-3" Tapered Fluted • ETFP6: 6"-4" Tapered Fluted

FP5 - 5" FP6 - 6" TFP6 - 6"-3"



T5 - 5"-3" T6 - 6"-3" ETFP6 - 6"-4"

OPTIONS AVAILABLE

- GFI
- GFB
- FH
- SBA
- DBA
- SBAR
- DSPA
- DHPA
- PA478
- PCD
- SH
- SB
- WHK
- DB Direct Burial
- HB Helix Burial

Part Number Selections

MODEL	HEIGHT	SHAFT†	ABOVE GRADE
• 62	• 00	• RT5: 5"-3" Tapered Smooth • RT6: 6"-3" Tapered Smooth • RP5: 5" Straight Smooth • RP6: 6" Straight Smooth • RFP5: 5" Straight Fluted • RFP6: 6" Straight Fluted • RTFP6: 6"-3" Tapered Fluted**	• 08' AG • 10' AG • 12' AG • 13' AG • 14' AG • 16' AG • 18' AG

** Available in 11', 13', 15, AG

POST CENTER CAP

- BCC
- FCC
- SCC
- TFCC
- SSCC

STANDARD FINISHES*

- BKT Black Textured
- WHT White Textured
- PGT Park Green Textured
- ABZT Architectural Medium Bronze Textured
- DBT Dark Bronze Textured

*Smooth Finishes are available upon request

CUSTOM FINISHES

- OI Old Iron

- RT Rust
- WBR Weathered Brown
- CD Cedar
- WBK Weathered Black
- TT Two Tone





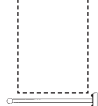



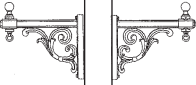




STERNBERG SELECT FINISHES

- VG Verde Green
- SI Swedish Iron
- OWGT Old World Gray Textured






† See first page for height restriction.

OPTIONS AVAILABLE

See Accessories Section for more options and information

 <p>GFI - Ground Fault Interrupter mounts in the pole</p>  <p>GFB - Ground Fault Breaker <i>inside</i> base</p>  <p>FH - Flag Pole Holder mounts on the pole</p>  <p>SBA - Single Banner Arm mounts on the pole</p>  <p>DBA - Double Banner Arms mount on same side of the pole</p>	 <p>SBAR - Single Banner Arm and Ring</p>  <p>DSPA - Double Stepped Planter Arms mount on either side</p>  <p>DHPA - Double Hooked Planter Arms mount on either side</p>  <p>PA478 - Decorative Planter Arms with planter rings</p>	 <p>PCD - Photo Control mounts on door on pole</p>  <p>SH - Speaker Hub for mounting speaker, floodlight or signal</p>  <p>SB - Sign Bracket mounts on pole to hold signs</p>  <p>WHK - Wreath Hook mounts on pole to hold decorations</p>
--	---	--

POST CENTER CAPS (If Required)

 BCC - Ball Center Cap	 FCC - Finial Center Cap	 SCC - Spiked Center Cap	 TFCC - Tall Finial Center Cap	 SSCC - Side Spiked Center Cap
---	--	--	--	--