

5800 BOSTON SERIES

SPECIFICATIONS

GENERAL

The ____ ft tall* decorative post shall be aluminum, one-piece construction. The 17 1/2" diameter cast aluminum tapered fluted base shall be constructed with a ____ inch diameter aluminum shaft. The model shall be Sternberg Lighting #5800 or #5800R for candy cane poles. The pole shall be U.L. or E.T.L. listed in U.S. and Canada.

CONSTRUCTION

The base shall be designed with a smoothly curved pedestal bottom section and transition to a eight flute tapered base section, and shall be made of heavy wall, 356 alloy cast aluminum. It shall have a 1" thick floor cast as an integral part of the base. The shaft shall be externally welded circumferentially to the base.

____ The **smooth tapered shaft** shall be made of ASTM 6063 extruded aluminum and tempered to a T6 condition.

____ The **smooth straight shaft** shall be made of ASTM 6063 extruded aluminum and tempered to a T6 condition.

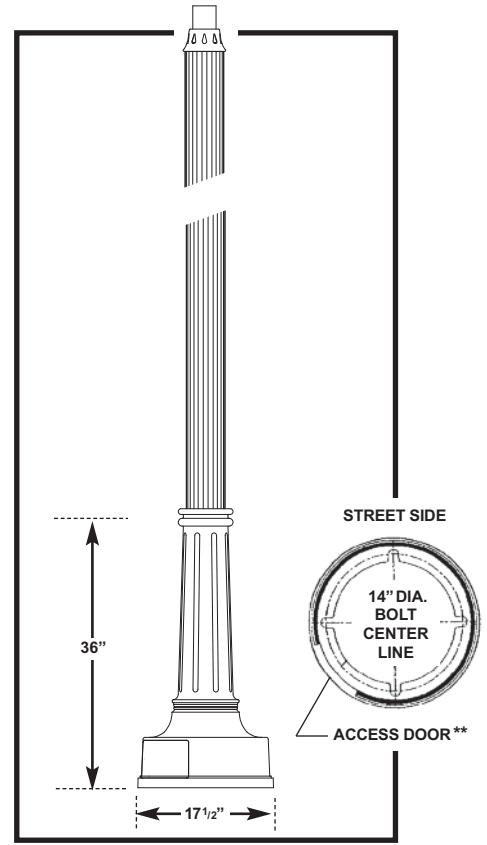
____ The **straight fluted shaft** shall be made of ASTM 6061 extruded aluminum and tempered to a T6 condition. It shall have a decorative fluted 3" O.D. tenon.

____ The **tapered fluted shaft** shall be made of heavy wall, 356 alloy cast aluminum.

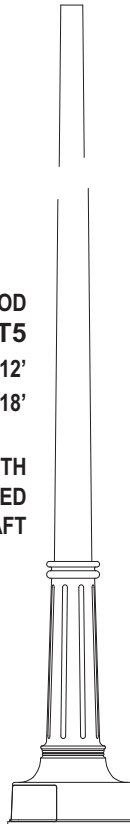
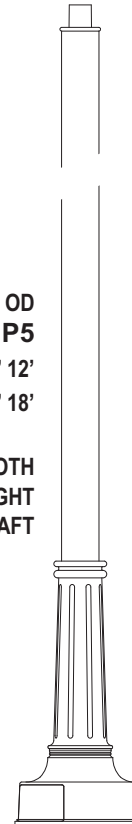

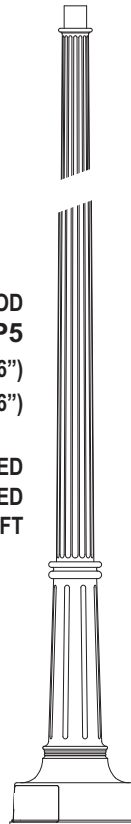
INSTALLATION

Four 3/4" diameter, hot-dipped galvanized "L" type anchor bolts shall be provided with the post for anchorage. A door shall be provided for wiring and anchor bolt access. It shall be secured with tamper proof, stainless steel hardware. Post will be provided with a grounding stud mounted on the base floor opposite the access door.

Indicate the type of shaft needed (above)



**See installation template for exact door position. Bolt circle dimensions may change on taller poles.

Cast Aluminum - Extruded Poles		17 1/2" Diameter Base x 36" High	
<p>5"- 3" OD 58 __ ' T5 08' 10' 12' 14' 16' 18'</p> <p>SMOOTH TAPERED SHAFT</p> 	<p>5" OD 58 __ ' P5 08' 10' 12' 14' 16' 18'</p> <p>†SMOOTH STRAIGHT SHAFT</p> 	<p>5" OD 58 __ ' FP5 08' 10' 12' 14' 16' 18'</p> <p>†STRAIGHT FLUTED SHAFT</p> 	<p>5"- 3" OD 58 __ ' TFP5 10' (10'6") 11' (11'6") 13' (13'6") 15' (15'6")</p> <p>TAPERED FLUTED SHAFT</p> 

*For candy cane poles insert ____ AG ft (feet - above grade height). See diagram on reverse side.

† Tenon not supplied if fixture or arm slips 5" O.D.

5800 BOSTON SERIES

POSTS / OPTIONS / POST CAPS

BUILDING A PART NUMBER

Straight Poles

MODEL/HEIGHT/SHAFT	POST CAP CENTER	OPTIONS	FINISH
58 12 FP5		FH	BK

Candy Cane Poles

MODEL/HEIGHT/SHAFT	HEIGHT ABOVE GRADE	OPTIONS	FINISH
58 00 RT5	12 AG		BK

Part Number Selections

MODEL	HEIGHT	SHAFT [†]
• 58	• 08' • 10' • 11' • 12' • 13' • 14' • 15' • 16' • 17' • 18'	<ul style="list-style-type: none"> • T5: 5"-3" Tapered Smooth • P5: 5" Straight Smooth • FP5: 5" Straight Fluted • TFP5: 5"-3" Tapered Fluted <p><small>*Available in 10' (10'6"), 11' (11'6"), 13' (13'6") and 15' (15'6")</small></p>

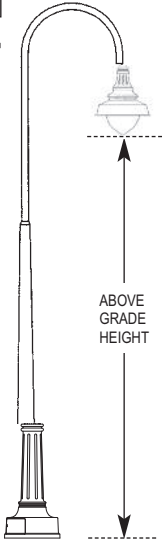
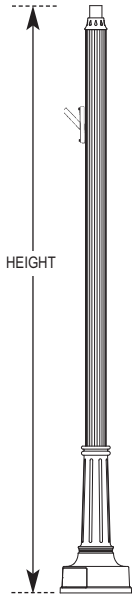
OPTIONS AVAILABLE		
<ul style="list-style-type: none"> • GFI • GFB • FH • SBA • DBA • DB Direct Burial 	<ul style="list-style-type: none"> • SBAR • DSPA • DHPA • PA478 • HB Helix Burial 	<ul style="list-style-type: none"> • PCD • SH • SB • WHK

† See first page for height restriction.

Part Number Selections

MODEL	HEIGHT	SHAFT [†]	ABOVE GRADE
• 58	• 00	<ul style="list-style-type: none"> • RT5: 5"-3" Tapered Smooth • RP5: 5" Straight Smooth • RFP5: 5" Straight Fluted • RTFP5: 5"-3" Tapered Fluted <p><small>*Available in 12' (12'5"), 13' (13'5"), 15' (15'5") and 17' (17'5") AG</small></p>	<ul style="list-style-type: none"> • 08' AG • 10' AG • 12' AG • 13' AG • 14' AG • 15' AG • 16' AG • 17' AG • 18' AG

POST CENTER CAP (If Required)	STANDARD FINISHES*	STERNBERG SELECT FINISHES
<ul style="list-style-type: none"> • BCC • FCC • SCC • TFCC • SSCC 	<ul style="list-style-type: none"> • BKT Black Textured • WHT White Textured • PGT Park Green Textured • ABZT Architectural Medium Bronze Textured • DBT Dark Bronze Textured <p><small>*Smooth Finishes are available upon request</small></p>	<ul style="list-style-type: none"> • RT Rust • WBR Weathered Brown • CD Cedar • WBK Weathered Black • TT Two Tone • VG Verde Green • SI Swedish Iron • OWGT Old World Gray Textured



OPTIONS AVAILABLE

See Accessories Section for more options and information

<p>GFI - Ground Fault Interrupter mounts in the pole</p>	<p>SBAR-Single Banner Arm and Ring</p>	<p>PCD - Photo Control mounts on door on pole</p>
<p>GFB - Ground Fault Breaker <i>inside</i> base</p>	<p>DSPA-Double Stepped Planter Arms mount on either side</p>	<p>SH - Speaker Hub for mounting speaker, floodlight or signal</p>
<p>FH - Flag Pole Holder mounts on the pole</p>	<p>DHPA-Double Hooked Planter Arms mount on either side</p>	<p>SB - Sign Bracket mounts on pole to hold signs</p>
<p>SBA - Single Banner Arm mounts on the pole</p>	<p>PA478-Decorative Planter Arms with planter rings</p>	<p>WHK - Wreath Hook mounts on pole to hold decorations</p>
<p>DBA - Double Banner Arms mount on same side of the pole</p>		

POST CENTER CAPS (If Required)

<p>BCC- Ball Center Cap</p>	<p>FCC- Finial Center Cap</p>	<p>SCC- Spiked Center Cap</p>	<p>TFCC- Tall Finial Center Cap</p>	<p>SSCC- Side Spiked Center Cap</p>
------------------------------------	--------------------------------------	--------------------------------------	--	--