

5700 PLAINFIELD SERIES

SPECIFICATIONS

GENERAL

The ____ ft tall* decorative post shall be aluminum, one-piece construction. The 17 1/2" diameter cast aluminum fluted base shall be constructed with a ____ inch diameter aluminum shaft. The model shall be Sternberg Lighting #5700 or #5700R for candy cane poles. The pole shall be U.L. or E.T.L. listed in U.S. and Canada.

CONSTRUCTION

The base shall be designed with a smoothly curved pedestal bottom section and transition to a twelve flute base section and shall be made of heavy wall, 356 alloy cast aluminum and ASTM 6061 extruded aluminum. It shall have a 1" thick floor cast as an integral part of the base. The base top will have a smoothly curved transition to the shaft. The shaft shall be externally welded circumferentially to the base.

____ The **smooth tapered shaft** shall be made of ASTM 6063 extruded aluminum and tempered to a T6 condition.

____ The **smooth straight shaft** shall be made of ASTM 6063 extruded aluminum and tempered to a T6 condition.

____ The **straight fluted shaft** shall be made of ASTM 6061 extruded aluminum and tempered to a T6 condition. It shall have a decorative fluted 3" O.D. tenon.

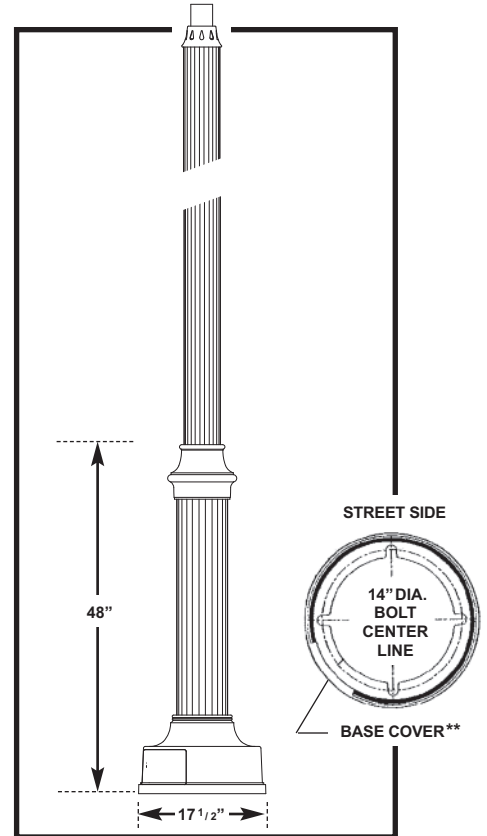
____ The **tapered fluted shaft** shall be made of heavy wall, 356 alloy cast aluminum.

____ The **extruded tapered fluted shaft** shall be made of ASTM 6063 extruded aluminum and tempered to a T6 condition.

INSTALLATION

Four 3/4" diameter, hot-dipped galvanized "L" type anchor bolts shall be provided with the post for anchorage. A door shall be provided for wiring and anchor bolt access. It shall be secured with tamper proof, stainless steel hardware. Post will be provided with a grounding stud mounted on the base floor opposite the access door.

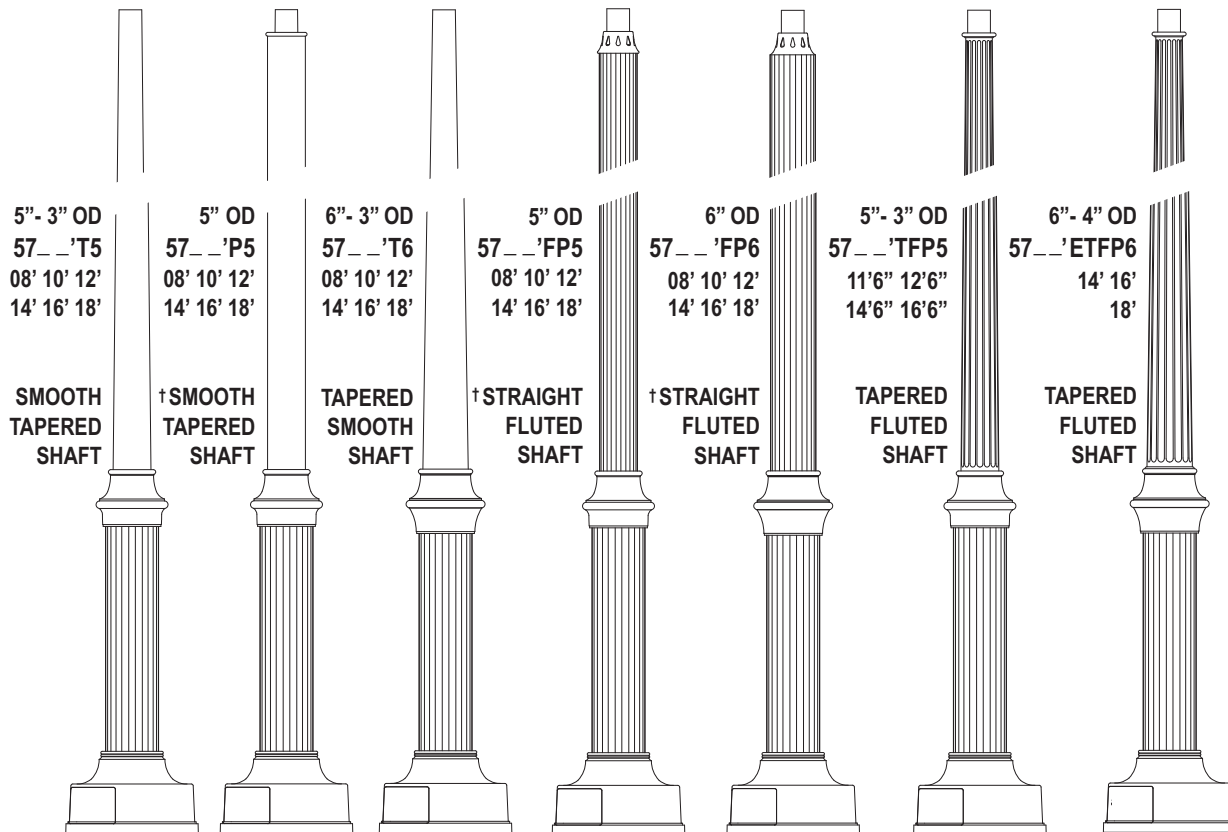
Indicate the type of shaft needed (above)



**See installation template for exact door position. Bolt circle dimensions may change on taller poles.

Cast Aluminum-Extruded Poles

17 1/2" Diameter Base x 48" High



*For candy cane poles insert ____AG ft (feet - above grade height). See diagram on reverse side.

†Tenon not supplied if fixture or arm slips O.D. of shaft.

5700 PLAINFIELD SERIES

POSTS / OPTIONS / POST CAPS

BUILDING A PART NUMBER

Straight Poles

MODEL / HEIGHT / SHAFT	POST CAP CENTER	OPTIONS	FINISH
57 12 FP5	BCC	FH	BK

Candy Cane Poles

MODEL / HEIGHT / SHAFT	HEIGHT ABOVE GRADE	OPTIONS	FINISH
57 00 RT5	12 AG		BK

Part Number Selections

MODEL	HEIGHT	SHAFT†
• 57	• 08'	• T5: 5"-3" Tapered Smooth
	• 10'	• T6: 6"-3" Tapered Smooth
	• 12'	• P5: 5" Straight Smooth
	• 14'	• P6: 6" Straight Smooth
	• 16'	• FP5: 5" Straight Fluted
	• 18'	• FP6: 6" Straight Fluted
		• TFP5: 5"-3" Tapered Fluted
		• ETFP6: 6"-4" Tapered Fluted

OPTIONS AVAILABLE

- GFI
- GFB
- FH
- SBA
- DBA
- DB Direct Burial
- SBAR
- DSPA
- DHPA
- PA478
- PCD
- SH
- SB
- WHK
- HB Helix Burial

Part Number Selections

MODEL	HEIGHT	SHAFT†	ABOVE GRADE
• 57	• 00	• RT5: 5"-3" Tapered Smooth	• 08' AG
		• RT6: 6"-3" Tapered Smooth	• 10' AG
		• RP5: 5" Straight Smooth	• 12' AG
		• RP6: 6" Straight Smooth	• 14' AG
		• RFP5: 5" Straight Fluted	• 16' AG
		• RFP6: 6" Straight Fluted	• 18' AG
		• RTFP5: 5"-3" Tapered Fluted	
		• RETFP6: 6"-4" Tapered Fluted	

POST CENTER CAP

- (If Required)
- BCC
 - FCC
 - SCC
 - TFCC
 - SSCC

STANDARD FINISHES*

- BKT Black Textured
- WHT White Textured
- PGT Park Green Textured
- ABZT Architectural Medium Bronze Textured
- DBT Dark Bronze Textured

CUSTOM FINISHES

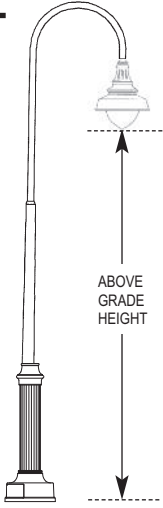
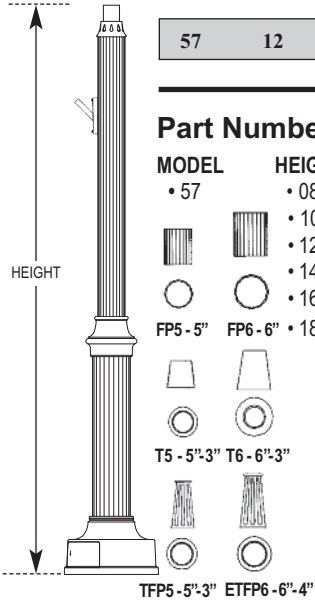
- OI Old Iron

- RT Rust
- WBR Weathered Brown
- CD Cedar
- WBK Weathered Black
- TT Two Tone

STERNBERG SELECT FINISHES









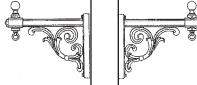


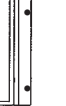

- VG Verde Green
- SI Swedish Iron
- OWGT Old World Gray Textured

† See first page for height restriction.








OPTIONS AVAILABLE

See Accessories Section for more options and information

 <p>GFI - Ground Fault Interrupter mounts in the pole</p>  <p>GFB - Ground Fault Breaker <i>inside</i> base</p>  <p>FH - Flag Pole Holder mounts on the pole</p>  <p>SBA - Single Banner Arm mounts on the pole</p>  <p>DBA - Double Banner Arms mount on same side of the pole</p>	 <p>SBAR - Single Banner Arm and Ring</p>  <p>DSPA - Double Stepped Planter Arms mount on either side</p>  <p>DHPA - Double Hooked Planter Arms mount on either side</p>  <p>PA478 - Decorative Planter Arms with planter rings</p>	 <p>PCD - Photo Control mounts on door on pole</p>  <p>SH - Speaker Hub for mounting speaker, floodlight or signal</p>  <p>SB - Sign Bracket mounts on pole to hold signs</p>  <p>WHK - Wreath Hook mounts on pole to hold decorations</p>
---	---	--

POST CENTER CAPS (If Required)

 BCC - Ball Center Cap	 FCC - Finial Center Cap	 SCC - Spiked Center Cap	 TFCC - Tall Finial Center Cap	 SSCC - Side Spiked Center Cap
---	--	--	--	--