

5600 LOUISVILLE SERIES

SPECIFICATIONS

GENERAL

The ____ ft tall* decorative post shall be aluminum, one-piece construction. The 17^{1/2}" diameter cast aluminum smooth base shall be constructed with a ____ inch diameter aluminum shaft. The model shall be Sternberg Lighting #5600 or #5600R for candy cane poles. The pole shall be U.L. or E.T.L. listed in U.S. and Canada.

CONSTRUCTION

The base shall be designed with a smoothly curved pedestal bottom section and transition to a straight smooth base section and shall be made of heavy wall, 356 alloy cast aluminum and ASTM 6061 extruded aluminum. It shall have a 1" thick floor cast as an integral part of the base. The base top will have a smoothly curved transition to the shaft. The shaft shall be externally welded circumferentially to the base.

____ The **smooth tapered shaft** shall be made of ASTM 6063 extruded aluminum and tempered to a T6 condition.

____ The **smooth straight shaft** shall be made of ASTM 6063 extruded aluminum and tempered to a T6 condition.

____ The **straight fluted shaft** shall be made of ASTM 6061 extruded aluminum and tempered to a T6 condition. It shall have a decorative fluted 3" O.D. tenon.

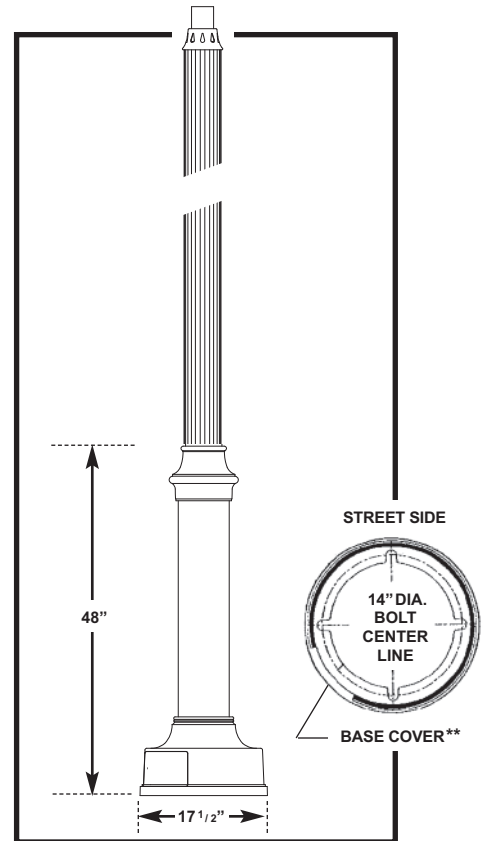
____ The **tapered fluted shaft** shall be made of heavy wall, 356 alloy cast aluminum.

____ The **extruded tapered fluted shaft** shall be made of ASTM 6063 extruded aluminum and tempered to a T6 condition.

INSTALLATION

Four 3/4" diameter, hot-dipped galvanized "L" type anchor bolts shall be provided with the post for anchorage. A door shall be provided for wiring and anchor bolt access. It shall be secured with tamper proof, stainless steel hardware. Post will be provided with a grounding stud mounted on the base floor opposite the access door.

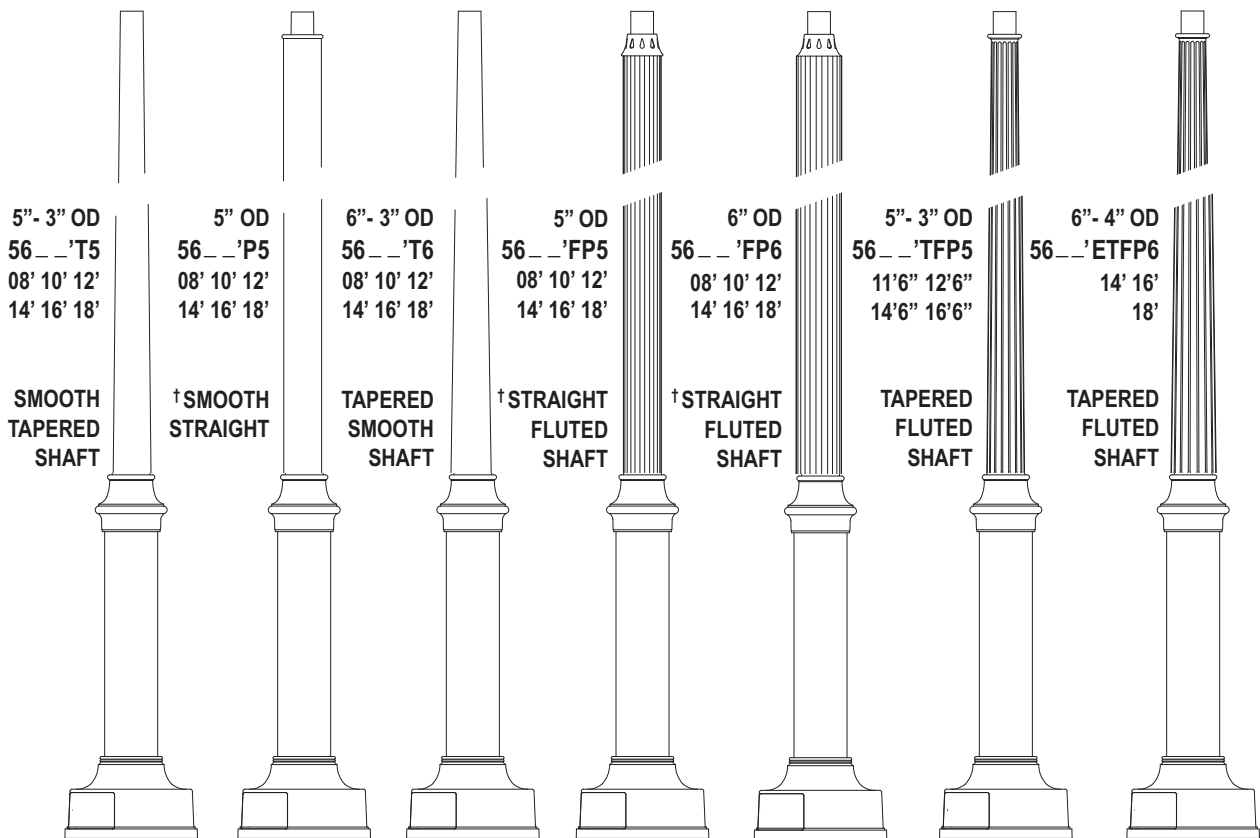
Indicate the type of shaft needed (above)



**See installation template for exact door position. Bolt circle dimensions may change on taller poles.

Cast Aluminum-Extruded Poles

17 1/2" Diameter Base x 48" High



*For candy cane poles insert ____ AG ft (feet - above grade height). See diagram on reverse side.

† Tenon not supplied if fixture or arm slips shaft O.D.

5600 LOUISVILLE SERIES

POSTS / OPTIONS / POST CAPS

BUILDING A PART NUMBER

Straight Poles

MODEL / HEIGHT / SHAFT	POST CAP CENTER	OPTIONS	FINISH
56 12 P5		FH	BK

Candy Cane Poles

MODEL / HEIGHT / SHAFT	HEIGHT ABOVE GRADE	OPTIONS	FINISH
56 00 RT5	12 AG		BK

Part Number Selections

MODEL	HEIGHT	SHAFT†
• 56	• 08'	• T5: 5"-3" Tapered Smooth
	• 10'	• T6: 6"-3" Tapered Smooth
	• 12'	• P5: 5" Straight Smooth
	• 14'	• P6: 6" Straight Smooth
	• 16'	• FP5: 5" Straight Fluted
	• 18'	• FP6: 6" Straight Fluted
		• TFP5: 5"-3" Tapered Fluted
		• ETFP6: 6"-4" Tapered Fluted

- OPTIONS AVAILABLE**
- GFI
 - GFB
 - FH
 - SBA
 - DBA
 - DB Direct Burial
 - SBAR
 - DSPA
 - DHPA
 - PA478
 - PC
 - SH
 - SB
 - WHK
 - HB Helix Burial

† See first page for height restriction.

Part Number Selections

MODEL	HEIGHT	SHAFT†	ABOVE GRADE
• 56	• 00	• RT5: 5"-3" Tapered Smooth	• 08' AG
		• RT6: 6"-3" Tapered Smooth	• 10' AG
		• RP5: 5" Straight Smooth	• 12' AG
		• RP6: 6" Straight Smooth	• 14' AG
		• RFP5: 5" Straight Fluted	• 16' AG
		• RFP6: 6" Straight Fluted	• 18' AG
		• RTFP5: 5"-3" Tapered Fluted	
		• RETFP6: 6"-4" Tapered Fluted	

STANDARD FINISHES*

- BKT Black Textured
- WHT White Textured
- PGT Park Green Textured
- ABZT Architectural Medium Bronze Textured
- DBT Dark Bronze Textured

*Smooth Finishes are available upon request

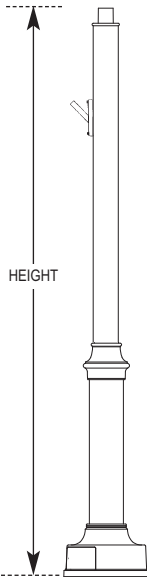
CUSTOM FINISHES

- OI Old Iron

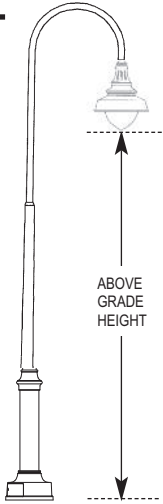
- RT Rust
- WBR Weathered Brown
- CD Cedar
- WBK Weathered Black
- TT Two Tone

STERNBERG SELECT FINISHES

- VG Verde Green
- SI Swedish Iron
- OWGT Old World Gray Textured






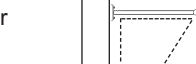

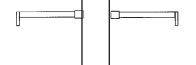
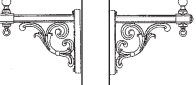






TFP5-5'-3" ETFP6-6'-4"



ABOVE GRADE HEIGHT

OPTIONS AVAILABLE See Accessories Section for more options and information

 GFI - Ground Fault Interrupter mounts in the pole  GFB - Ground Fault Breaker <i>inside</i> base  FH - Flag Pole Holder mounts on the pole  SBA - Single Banner Arm mounts on the pole  DBA - Double Banner Arms mount on same side of the pole	 SBAR - Single Banner Arm and Ring  DSPA - Double Stepped Planter Arms mount on either side  DHPA - Double Hooked Planter Arms mount on either side  PA478 - Decorative Planter Arms with planter rings	 PCD - Photo Control mounts on door on pole  SH - Speaker Hub for mounting speaker, floodlight or signal  SB - Sign Bracket mounts on pole to hold signs  WHK - Wreath Hook mounts on pole to hold decorations
--	--	---

POST CENTER CAPS (If Required)

 BCC - Ball Center Cap	 FCC - Finial Center Cap	 SCC - Spiked Center Cap	 TFCC - Tall Finial Center Cap	 SSCC - Side Spiked Center Cap	 RCC - Round Center Cap (For Smooth Straight Shafts Only)
---	--	--	--	--	---