

5500 LIBERTY SERIES

SPECIFICATIONS

GENERAL

The ___ ft tall* decorative post shall be aluminum, one-piece construction. The 12" diameter cast aluminum fluted base shall be constructed with a ___ inch diameter extruded aluminum shaft. The model shall be Sternberg Lighting #5500 or #5500R for candy cane poles. The pole shall be U.L. or E.T.L. listed in U.S. and Canada.

CONSTRUCTION

The base shall be designed with eight flutes and made of heavy wall, 356 alloy cast aluminum. It shall have a 3/4" thick floor cast as an integral part of the base. It shall have a cast anchor bolt cover designed with a curved relief. The shaft shall be triple circumferentially welded internally and externally to the base for added strength.

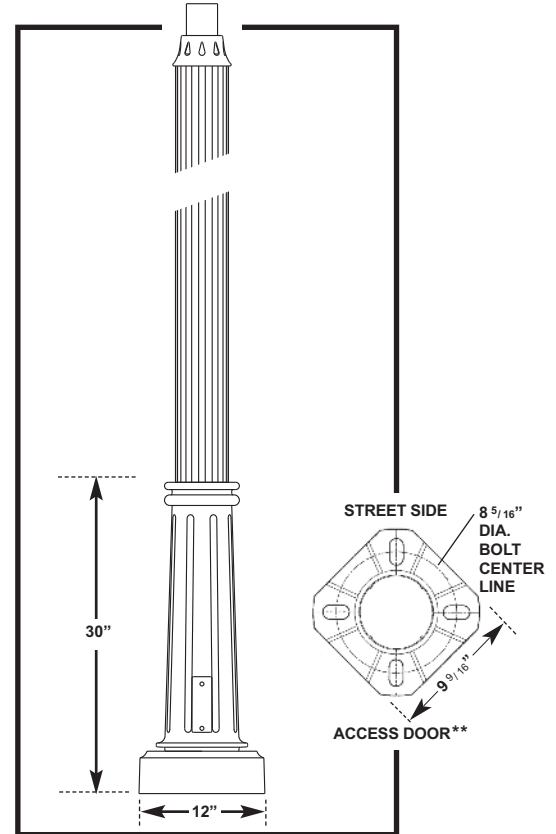
___ The **smooth tapered shaft** shall be made of ASTM 6063 extruded aluminum and tempered to a T6 condition.

___ The **smooth straight shaft** shall be made of ASTM 6063 extruded aluminum and tempered to a T6 condition.

___ The **straight fluted shaft** shall be made of ASTM 6061 extruded aluminum and tempered to a T6 condition. It shall have a decorative fluted 3" O.D. tenon.

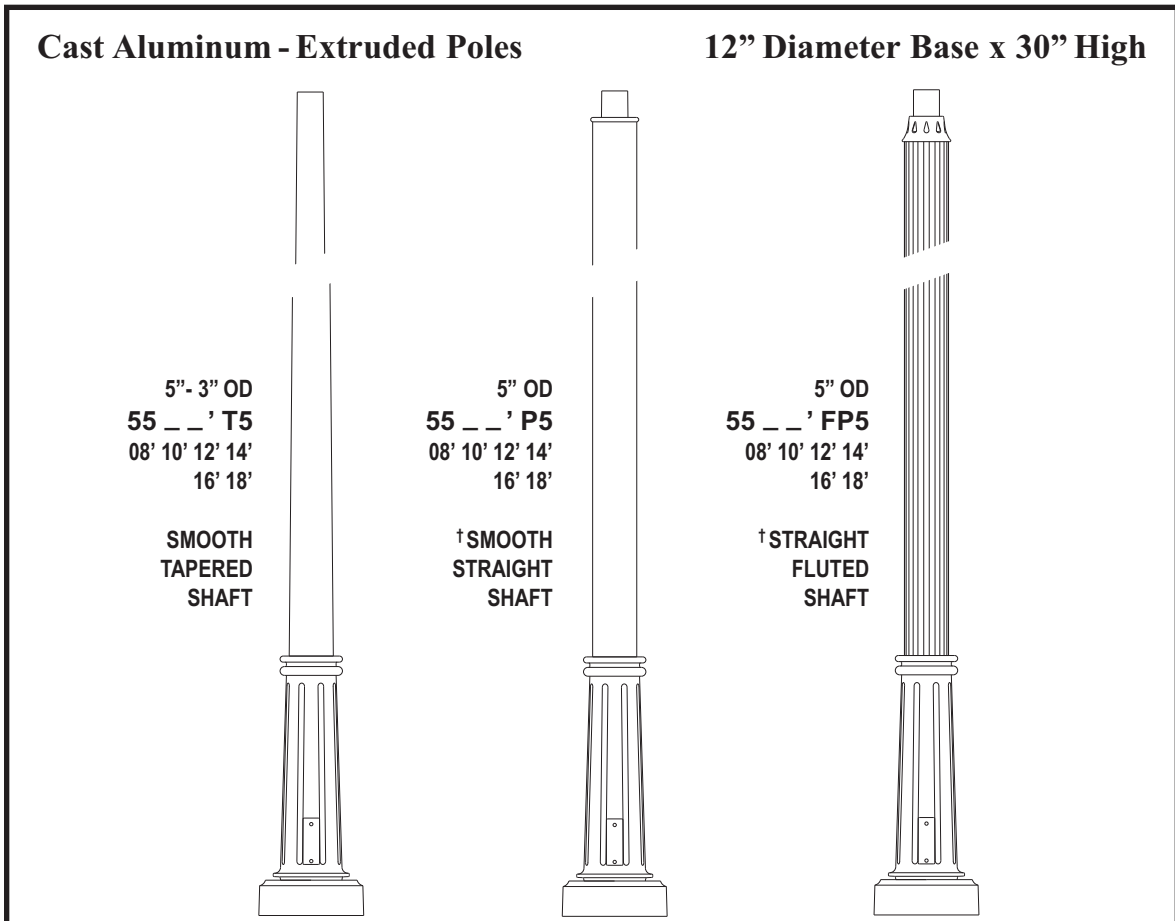
INSTALLATION

Four 3/4" diameter, hot-dipped galvanized "L" type anchor bolts shall be provided with the post for anchorage. A door shall be provided for wiring access. It shall be secured with tamper proof, stainless steel hardware. Post will be provided with a grounding stud mounted on the base floor opposite the access door.



**See installation template for exact door position. Bolt circle dimensions may change on taller poles.

Indicate the type of shaft needed (above)



* For candy cane poles insert ___ AG ft (feet - above grade height). See diagram on reverse side.

† Tenon not supplied if fixture or arm slips 5" O.D.

5500 LIBERTY SERIES

POSTS / OPTIONS / POST CAPS

BUILDING A PART NUMBER

Straight Poles

MODEL/HEIGHT/SHAFT	POST CAP CENTER	OPTIONS	FINISH
55 14 FP5	BCC	FH	BK

Candy Cane Poles

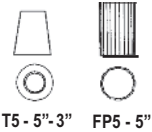
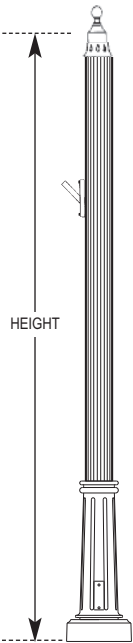
MODEL/HEIGHT/SHAFT	HEIGHT ABOVE GRADE	OPTIONS	FINISH
55 00 RT5	16 AG		BK

Part Number Selections

MODEL	HEIGHT	SHAFT
• 55	• 08' • 10' • 12' • 14' • 16' • 18'	• T5: 5"-3" Tapered Smooth • P5: 5" Straight Smooth • FP5: 5" Straight Fluted

Part Number Selections

MODEL	HEIGHT	SHAFT	ABOVE GRADE
• 55	• 00	• RT5: 5"-3" Tapered Smooth • RP5: 5" Straight Smooth • RFP5: 5" Straight Fluted	• 08' AG • 10' AG • 12' AG • 14' AG • 16' AG • 18' AG



OPTIONS AVAILABLE

- GFI
- FH
- SBA
- DBA
- DB Direct Burial
- SBAR
- DSPA
- DHPA
- PA478
- PCD
- SH
- SB
- WHK
- HB Helix Burial

POST CENTER CAP (If Required)

- BCC
- FCC
- SCC
- TFCC
- SSCC

STANDARD FINISHES*

- BKT Black Textured
- WHT White Textured
- PGT Park Green Textured
- ABZT Architectural Medium Bronze Textured
- DBT Dark Bronze Textured

*Smooth Finishes are available upon request

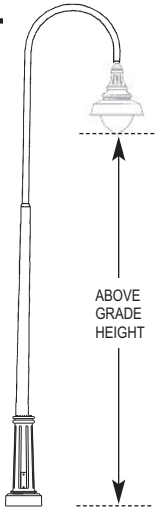
CUSTOM FINISHES

- OI Old Iron

- RT Rust
- WBR Weathered Brown
- CD Cedar
- WBK Weathered Black
- TT Two Tone

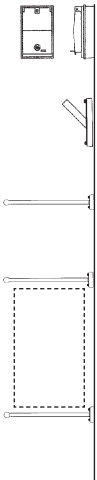
STERNBERG SELECT FINISHES

- VG Verde Green
- SI Swedish Iron
- OWGT Old World Gray Textured



OPTIONS AVAILABLE

See Accessories Section for more options and information

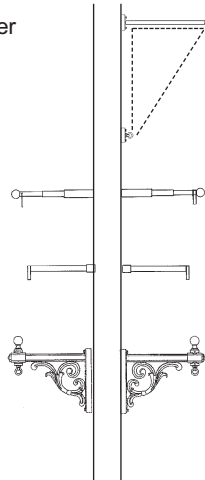


GFI - Ground Fault Interrupter mounts in the pole

FH - Flag Pole Holder mounts on the pole

SBA - Single Banner Arm mounts on the pole

DBA - Double Banner Arms mount on same side of the pole

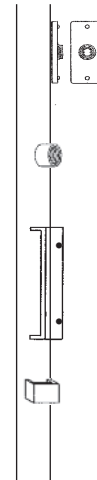


SBAR-Single Banner Arm and Ring

DSPA-Double Stepped Planter Arms mount on either side

DHPA-Double Hooked Planter Arms mount on either side

PA478-Decorative Planter Arms with planter rings



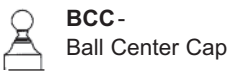
PCD - Photo Control mounts on door on pole

SH - Speaker Hub for mounting speaker, floodlight or signal

SB - Sign Bracket mounts on pole to hold signs

WHK - Wreath Hook mounts on pole to hold decorations

POST CENTER CAPS (If Required)



BCC-
Ball Center Cap

FCC-
Finial Center Cap

SCC-
Spiked Center Cap

TFCC-
Tall Finial Center Cap

SSCC-
Side Spiked Center Cap

