

5201B BARRINGTON UNLIT BOLLARD

SPECIFICATIONS

GENERAL

The Model 5201B decorative unlit bollard shall be aluminum, one-piece construction. The 20" diameter cast aluminum fluted base shall be constructed with a 7" diameter straight fluted aluminum shaft. The Model shall be Sternberg Lighting #5201B unlit bollard or #5201B-QR quick release unlit bollard.

CONSTRUCTION

The base shall be designed with twelve curved flutes and teardrop decorations and be made of heavy wall, 356 alloy cast aluminum. It shall have a 1" thick floor cast as an integral part of the base. The extruded fluted shaft shall have 12 flat flutes and have a 3/16" wall thickness and shall be made of ASTM 6061 aluminum and tempered to a T6 condition. The bollard cap shall be welded in place. The over-all height of the bollard shall be 50".

QUICK RELEASE MOUNTING (Optional)

The Model 5201B-QR shall have a quick release option which allows quick removal of the bollard for convenience or emergency access. The burial portion shall be made of ASTM 6061 aluminum extrusion and shall have a keyway and flexible connection system for securing to bollard. The bollard shall have a mated extension and anti-rotation key and padlock slot. The quick release system shall allow for a flush pavement installation after temporary bollard removal.

FINISH

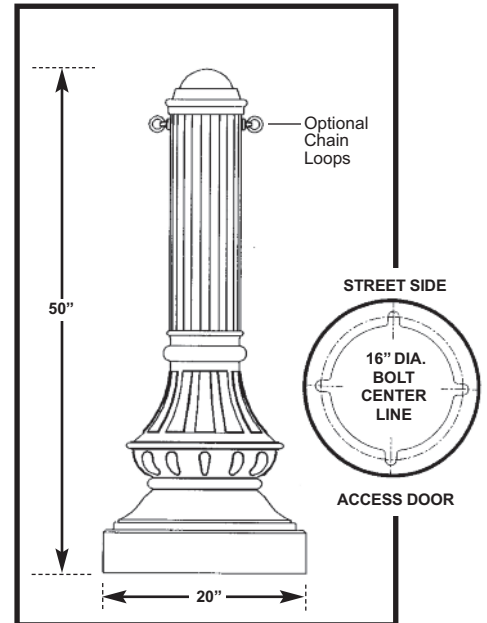
Prior to coating, each assembly shall be chemically cleaned and etched in a 5-stage washing system which includes alkaline cleaning, rinsing, phosphoric etching, reverse osmosis water rinsing, and non-chrome sealing to ensure corrosion resistance and excellent adhesion for the finish coating. The finish coating shall be electrostatically applied semi-gloss, super durable polyester powder baked at 400 degrees for a durable and superior, color retentive finish. Our optional antique Verde Green finish and Swedish Iron finish are hand brushed using a 3-step process. The total assembly shall be wrapped in shockproof wrapping or fully enclosed in corrugated cartons.

INSTALLATION

Four, hot-dipped galvanized "L" type anchor bolts shall be provided with the post for non-quick release bollard anchorage. Quick release anchorage requires no anchor bolts. A door shall be provided for anchor bolt access. It shall be secured with tamper-proof, stainless steel hardware.

WARRANTY

Five-year limited warranty. See product and finish warranty guide for details.

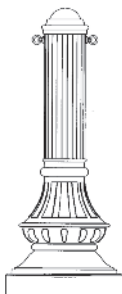


See installation template for exact door position.

BUILDING A PART NUMBER

PART NUMBER SELECTIONS

BOLLARD MODEL	OPTIONAL CHAIN LOOP	OPTIONS	FINISH
5201B	CL2		VG



- MODELS ***
- 5201B
 - 5201B-QR

- OPTIONAL CHAIN LOOP****
- CL1 Chain Loop
 - CL2 Chain Loops 180°

* NOTE: For custom heights, designate height after bollard model. Example: 5201B-40"

** TO ORDER CHAIN: Specify total length of chain required for project.

- STANDARD FINISHES***
- BKT Black Textured
 - WHT White Textured
 - PGT Park Green Textured
 - ABZT Architectural Medium Bronze Textured
 - DBT Dark Bronze Textured

CUSTOM FINISHES

- OI Old Iron
- RT Rust
- WBR Weathered Brown
- CD Cedar
- WBK Weathered Black
- TT Two Tone

*Smooth Finishes are available upon request

STERNBERG SELECT FINISHES

- VG Verde Green
- SI Swedish Iron
- OWGT Old World Gray Textured

5201LB BARRINGTON LIGHTED BOLLARD SPECIFICATIONS

GENERAL

The Model 5201LB decorative lighted bollard shall be aluminum, one-piece construction. The 20" diameter cast aluminum fluted base shall be constructed with a 7" diameter straight fluted aluminum shaft. The Model shall be Sternberg Lighting #5201LB lighted bollard or #5201LB-QR quick release lighted bollard.

CONSTRUCTION

The base shall be designed with twelve curved flutes and teardrop decorations and be made of heavy wall, 356 alloy cast aluminum. It shall have a 1" thick floor cast as an integral part of the base. The extruded fluted shaft shall have 12 flat flutes and have a ³/₁₆" wall thickness and shall be made of ASTM 6061 aluminum and tempered to a T6 condition. The bollard cap will be cast aluminum. The overall height of the bollard shall be 50".

ELECTRICAL

The optical assembly shall be constructed of twelve fluted openings with a white acrylic lens. All electrical components shall be U.L. approved. H.I.D. ballasts shall be high power factor with lamp starting down to -30 degrees C. Medium base porcelain sockets to be 4KV rated. The ballast/socket assembly shall be pre-wired. Optional compact fluorescent (PL) ballasts shall be instant start electronic with a starting temperature of down to 0 degrees F. They shall have a 4-pin socket and support quad tube and triple tube lamps. Ballasts shall be DOE EISA compliant.

QUICK RELEASE MOUNTING (Optional)

The Model 5201LB-QR shall have a quick release option which allows quick removal of the bollard for convenience or emergency access. The burial portion shall be made of ASTM 6061 aluminum extrusion and shall have a keyway and flexible connection system for securing to bollard. The bollard shall have a mated extension and anti-rotation key and padlock slot. The quick release system shall allow for a flush pavement installation after temporary bollard removal.

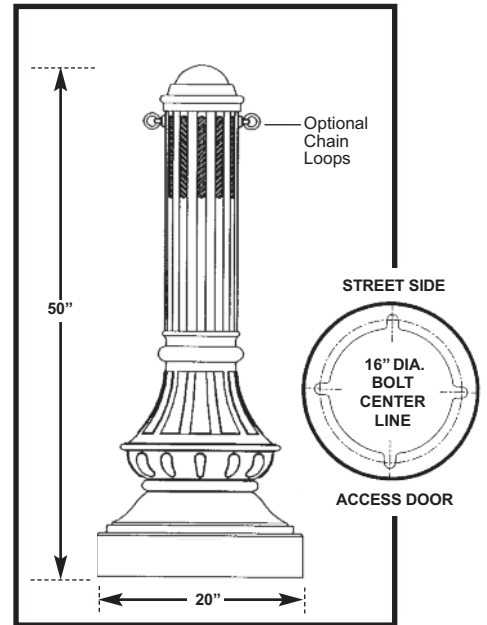
FINISH

Prior to coating, each assembly shall be chemically cleaned and etched in a 5-stage washing system which includes alkaline cleaning, rinsing, phosphoric etching, reverse osmosis water rinsing, and non-chrome sealing to ensure corrosion resistance and excellent adhesion for the finish coating. The finish coating shall be electrostatically applied semi-gloss, super durable polyester powder baked at 400 degrees for a durable and superior, color retentive finish. Our optional antique Verde Green finish and Swedish Iron finish are hand brushed using a 3-step process. The total assembly shall be wrapped in shockproof wrapping or fully enclosed in corrugated cartons.

INSTALLATION

Four, hot-dipped galvanized "L" type anchor bolts shall be provided with the post for non-quick release bollard anchorage. Quick release anchorage requires no anchor bolts. A door shall be provided for wiring and anchor bolt access. It shall be secured with tamper-proof, stainless steel hardware. Bollard will be provided with a grounding stud mounted on the base floor opposite the access door.

WARRANTY Five-year limited warranty. See product and finish warranty guide for details.



See installation template for exact door position.

BUILDING A PART NUMBER

BOLLARD MODEL	OPTIONAL CHAIN LOOP	OPTIONS	LIGHT SOURCE BALLAST WATTS/TYPE/VOLTS	FINISH
5201LB	CL2	FHS	70HPS120	VG



MODELS*

- 5201LB
- 5201LB-QR

* NOTE: For custom heights, designate height after bollard model. Example: 5201LB-40"

** TO ORDER CHAIN: Specify total length of chain required for project.

MHP - Metal halide systems are pulse start.

PART NUMBER SELECTIONS

BALLASTS

- 35HPS
- 50HPS
- 70HPS
- 100HPS
- 50MHP
- 70MHP
- 100MHP
- 26PLT
- 32PLT
- 42PLT
- INCAND

VOLTAGES

- 120
- 208
- 240
- 277
- 480
- MULTI (120-277)

LAMPS

- HPS35/MED
- HPS50/MED
- HPS70/MED
- HPS100/MED
- MHP50/MED
- MHP70/MED
- MHP100/MED
- PLT26
- PLT32
- PLT42

OPTIONAL CHAIN LOOP**

- CL1 Chain Loop
- CL2 Chain Loops 180°

STANDARD FINISHES*

- BKT Black Textured
- WHT White Textured
- PGT Park Green Textured
- ABZT Architectural Medium Bronze Textured
- DBT Dark Bronze Textured

*Smooth Finishes are available upon request

CUSTOM FINISHES

- OI Old Iron
- RT Rust

OPTIONS

- PEC1 Photocell-Bimetal 120 Volt
- PEC2 Photocell-Bimetal 208-277 Volt
- PEC1-E Photocell-Electronic 120 Volt
- PEC2-E Photocell-Electronic 208-277 Volt
- FHS Single Fuse and Holder-120,277 Volt
- FHD Dual Fuse and Holder-208,240,480 Volt
- GFI Ground Fault Interrupter Duplex Outlet¹
- LAMPS Select from List

¹GFI not available with QR option