

# 5200 BARRINGTON SERIES

# SPECIFICATIONS

### GENERAL

The \_\_\_\_ ft tall\* decorative post shall be aluminum, one-piece construction. The 20" diameter cast aluminum fluted base shall be constructed with a \_\_\_\_ inch diameter aluminum shaft. The model shall be Sternberg Lighting #5200 or #5200R for candy cane poles. The pole shall be U.L. or E.T.L. listed in U.S. and Canada.

### CONSTRUCTION

The base shall be designed with twelve curved flutes and teardrop decorations and be made of heavy wall, 356 alloy cast aluminum. It shall have a 1" thick floor cast as an integral part of the base. The shaft shall be double circumferentially welded internally and externally to the base for added strength.

\_\_\_\_ The **smooth tapered shaft** shall be made of ASTM 6063 extruded aluminum and tempered to a T6 condition.

\_\_\_\_ The **smooth straight shaft** shall be made of ASTM 6063 extruded aluminum and tempered to a T6 condition.

\_\_\_\_ The **straight fluted shaft** shall be made of ASTM 6061 extruded aluminum and tempered to a T6 condition. It shall have a decorative fluted 3" O.D. tenon.

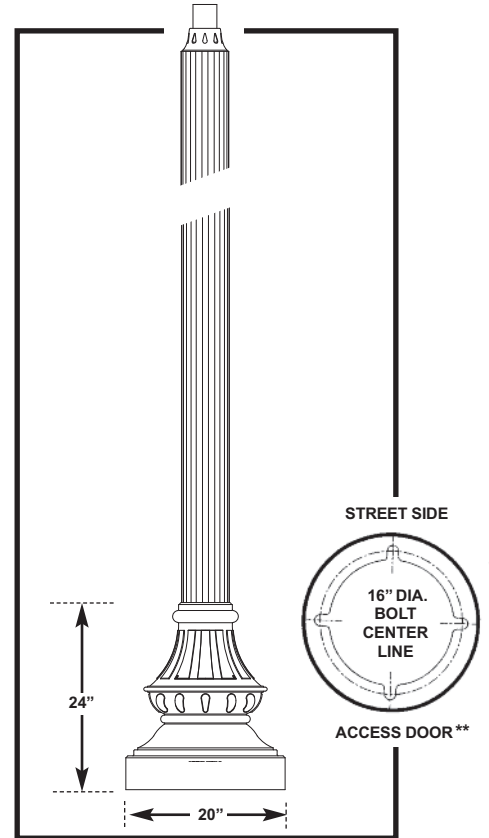
\_\_\_\_ The **cast tapered fluted shaft** shall be made of heavy wall, 356 alloy cast aluminum.

\_\_\_\_ The **extruded tapered fluted shaft** shall be made of ASTM 6063 extruded aluminum and tempered to a T6 condition.

\_\_\_\_ The **tapered octagonal shaft** shall be made of heavy wall, 356 alloy cast aluminum.

### INSTALLATION

Four 3/4" diameter, hot-dipped galvanized "L" type anchor bolts shall be provided with the post for anchorage. A door shall be provided for wiring and anchor bolt access. It shall be secured with tamper proof, stainless steel hardware. Post will be provided with a grounding stud mounted on the base floor opposite the access door.



\*\*See installation template for exact door position. Bolt circle dimensions may change on taller poles.

Indicate the type of shaft needed (above)

Cast Aluminum-Extruded Poles				20" Diameter Base x 24" High	
5" - 3" OD	6" - 3" OD	5" OD	6" OD	6" - 3" OD	6" - 4" OD
52 -- 'T5	52 -- 'T6	52 -- 'FP5	52 -- 'FP6	52 -- 'TFP6	52 -- 'ETFP6
10' 12' 14'	10' 12' 14'	10' 12' 14'	10' 12' 14'	10' 12' 14'	12' 14' 16' 18'
16' 18'	16' 18'	16' 18'	16' 18'		
SMOOTH TAPERED SHAFT	SMOOTH TAPERED SHAFT	† STRAIGHT FLUTED SHAFT	† STRAIGHT FLUTED SHAFT	TAPERED FLUTED SHAFT	TAPERED FLUTED SHAFT
† SMOOTH STRAIGHT SHAFT AVAILABLE SPECIFY AS: 5" OD 52 -- 'P5	† SMOOTH STRAIGHT SHAFT AVAILABLE SPECIFY AS: 6" OD 52 -- 'P6				

\*For candy cane poles insert \_\_\_\_ AG ft (feet - above grade height). See diagram on reverse side.

† Tenon not supplied if fixture or arm slips shaft O.D.

# 5200 BARRINGTON SERIES

# POSTS / OPTIONS / POST CAPS

## BUILDING A PART NUMBER

### Straight Poles

MODEL / HEIGHT / SHAFT	POST CAP CENTER	OPTIONS	FINISH
52 16 FP5		FH	BK

### Part Number Selections

MODEL	HEIGHT	SHAFT †
• 52	• 08' • 10' • 12' • 14' • 16' • 18'	• T5: 5"-3" Tapered Smooth • T6: 6"-3" Tapered Smooth • P5: 5" Straight Smooth • P6: 6" Straight Smooth • FP5: 5" Straight Fluted • FP6: 6" Straight Fluted • TFP6: 6"-3" Tapered Fluted* • ETFP6: 6"-4" Tapered Fluted • TOP6: 6"-3" Tapered Octagon**

\*Available in 10', 12', 14' \*\*Available in 12'

### OPTIONS AVAILABLE

- GFI
- GFB
- FH
- SBA
- DBA
- DB Direct Burial
- SBAR
- DSPA
- DHPA
- PA478
- PCD
- SH
- SB
- WHK
- HB Helix Burial

† See first page for height restriction.

### Candy Cane Poles

MODEL / HEIGHT / SHAFT	HEIGHT ABOVE GRADE	OPTIONS	FINISH
52 00 RT5	18 AG		BK

### Part Number Selections

MODEL	HEIGHT	SHAFT †	ABOVE GRADE
• 52	• 00	• RT5: 5"-3" Tapered Smooth • RT6: 6"-3" Tapered Smooth • RP5: 5" Straight Smooth • RP6: 6" Straight Smooth • RFP5: 5" Straight Fluted • RFP6: 6" Straight Fluted • RTFP6: 6"-3" Tapered Fluted* • RETFP6: 6"-4" Tapered Fluted • RTP6: 6"-3" Tapered Octagon	• 08' AG • 10' AG • 12' AG • 14' AG • 16' AG • 18' AG

\*Available in 12', 14', 16' AG \*\*Available in 14' AG

### STANDARD FINISHES\*

- BKT Black Textured
  - WHT White Textured
  - PGT Park Green Textured
  - ABZT Architectural Medium Bronze Textured
  - DBT Dark Bronze Textured
- \*Smooth Finishes are available upon request

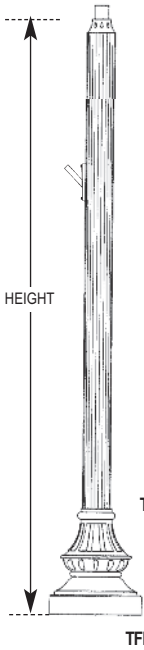
### CUSTOM FINISHES

- 01 Old Iron

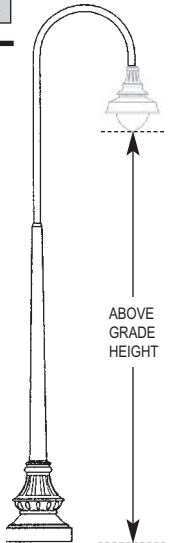
- RT Rust
- WBR Weathered Brown
- CD Cedar
- WBK Weathered Black
- TT Two Tone

### STERNBERG SELECT FINISHES

- VG Verde Green
- SI Swedish Iron
- OWGT Old World Gray Textured








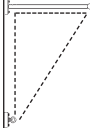

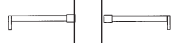
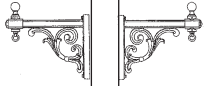




TFP5-5"-3" ETFP6-6"-4"



ABOVE GRADE HEIGHT

## OPTIONS AVAILABLE

See Accessories Section for more options and information

 <b>GFI</b> - Ground Fault Interrupter mounts in the pole   <b>GFB</b> - Ground Fault Breaker <i>inside</i> base   <b>FH</b> - Flag Pole Holder mounts on the pole   <b>SBA</b> - Single Banner Arm mounts on the pole   <b>DBA</b> - Double Banner Arms mount on same side of the pole	 <b>SBAR</b> -Single Banner Arm and Ring   <b>DSPA</b> -Double Stepped Planter Arms mount on either side   <b>DHPA</b> - Double Hooked Planter Arms mount on either side   <b>PA478</b> -Decorative Planter Arms with planter rings	 <b>PCD</b> - Photo Control mounts on door on pole   <b>SH</b> - Speaker Hub for mounting speaker, floodlight or signal   <b>SB</b> - Sign Bracket mounts on pole to hold signs   <b>WHK</b> - Wreath Hook mounts on pole to hold decorations
---	---	---

## POST CENTER CAPS (If Required)

- |   |  |  |  |  |
|---|--|--|--|--|
|  <b>BCC</b> - Ball Center Cap |  <b>FCC</b> - Finial Center Cap |  <b>SCC</b> - Spiked Center Cap |  <b>TFCC</b> - Tall Finial Center Cap |  <b>SSCC</b> - Side Spiked Center Cap |
|---|--|--|--|--|