

4700 AUSTIN SERIES

SPECIFICATIONS

GENERAL

The ___ ft tall* decorative post shall be aluminum, one-piece construction. The 10" square cast aluminum round fluted base shall be constructed with a ___ inch diameter aluminum shaft. The model shall be Sternberg Lighting #4700 or #4700R for candy cane poles. The pole shall be U.L. or E.T.L. listed in U.S. and Canada.

CONSTRUCTION

The base shall be designed with a square lower base which transitions to an upper base having twelve flutes and be made of heavy wall, 356 alloy cast aluminum. It shall have a 1" thick floor cast as an integral part of the base. The shaft shall be externally welded circumferentially to the base.

___ The **smooth tapered shaft** shall be made of ASTM 6063 extruded aluminum and tempered to a T6 condition.

___ The **smooth straight shaft** shall be made of ASTM 6063 extruded aluminum and tempered to a T6 condition.

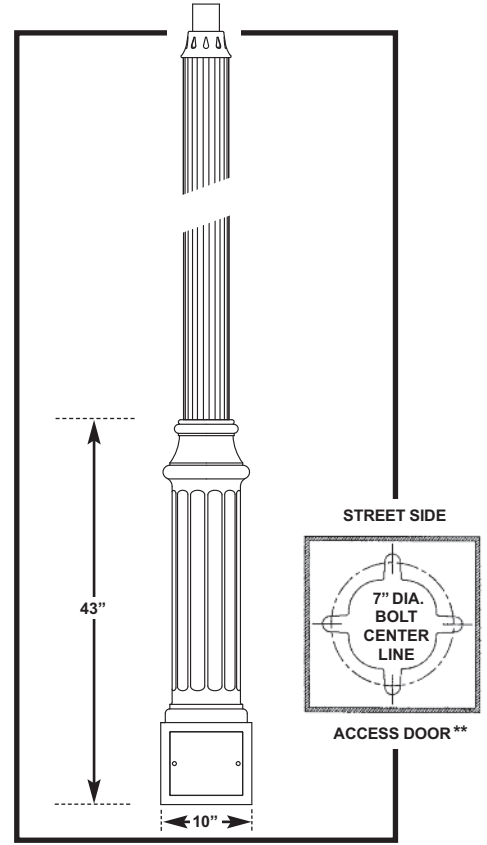
___ The **straight fluted shaft** shall be made of ASTM 6061 extruded aluminum and tempered to a T6 condition. It shall have a decorative fluted 3" O.D. tenon.

___ The **tapered fluted shaft** shall be made of heavy wall, 356 alloy cast aluminum.

INSTALLATION

Four 5/8" diameter, hot-dipped galvanized "L" type anchor bolts shall be provided with the post for anchorage. A door shall be provided for wiring and anchor bolt access. It shall be secured with tamper proof, stainless steel hardware. Post will be provided with a grounding stud mounted on the base floor opposite the access door.

Indicate the type of shaft needed (above)



**See installation template for exact door position. Bolt circle dimensions may change on taller poles.

Cast Aluminum-Extruded Poles			10" Diameter Base x 43" High		
4"- 3" OD 47 __ ' T4 08' 10' 12' 14'	5"- 3" OD 47 __ ' T5 08' 10' 12' 14' 16' 18'	4" OD 47 __ ' FP4 08' 10' 12' 14'	5" OD 47 __ ' FP5 08' 10' 12' 14' 16' 18'	5"- 3" OD 47 __ ' TFP5 11' 12' 14' 16'	
SMOOTH TAPERED SHAFT	SMOOTH TAPERED SHAFT	† STRAIGHT FLUTED SHAFT	† STRAIGHT FLUTED SHAFT	TAPERED FLUTED SHAFT	
† SMOOTH STRAIGHT SHAFT AVAILABLE SPECIFY AS: 4" OD 47 __ ' P4	† SMOOTH STRAIGHT SHAFT AVAILABLE SPECIFY AS: 5" OD 4700 __ ' P5				

*For candy cane poles insert ___ AG ft (feet - above grade height). See diagram on reverse side.

† Tenon not supplied if fixture or arm slips shaft O.D.

4700 AUSTIN SERIES

POSTS / OPTIONS / POST CAPS

BUILDING A PART NUMBER

Straight Poles

MODEL / HEIGHT / SHAFT	POST CAP CENTER	OPTIONS	FINISH
47 16 FP5*	BCC	FH	BK

Candy Cane Poles

MODEL / HEIGHT / SHAFT	HEIGHT ABOVE GRADE	OPTIONS	FINISH
47 00 RT5*	14 AG		BK

Part Number Selections

MODEL	HEIGHT	SHAFT†
• 47	• 08'	• T4: 4"-3" Tapered Smooth**
	• 10'	• T5: 5"-3" Tapered Smooth
TFP5-5"-3"	• 11'	• P4: 4" Straight Smooth
	• 12'	• P5: 5" Straight Smooth
	• 14'	• FP4: 4" Straight Fluted**
	• 16'	• FP5: 5" Straight Fluted
	• 18'	• TFP5: 5"-3" Tapered Fluted



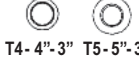
TFP5-5"-3"



FP4-4"



FP5-5"



T4-4"-3"



T5-5"-3"

**Maximum recommended height 14'

OPTIONS AVAILABLE

- GFI
- GFB
- FH
- SBA
- DBA
- DB Direct Burial
- SBAR
- DSPA
- DHPA
- PA478
- PCD
- SH
- SB
- WHK
- HB Helix Burial

†See first page for height restriction.

*Add 12 after shaft if optional 12" square base is required.

Part Number Selections

MODEL	HEIGHT	SHAFT†	ABOVE GRADE
• 47	• 00	• RT4: 4"-3" Tapered Smooth	• 08' AG
		• RT5: 5"-3" Tapered Smooth	• 10' AG
		• RP4: 4" Straight Smooth	• 12' AG
		• RP5: 5" Straight Smooth	• 13' AG
		• RFP4: 4" Straight Fluted	• 14' AG
		• RFP5: 5" Straight Fluted	• 16' AG
		• RTFP5: 5"-3" Tapered Fluted	• 18' AG

STANDARD FINISHES*

- BKT Black Textured
- WHT White Textured
- PGT Park Green Textured
- ABZT Architectural Medium Bronze Textured
- DBT Dark Bronze Textured

*Smooth Finishes are available upon request


CUSTOM FINISHES

- OI Old Iron

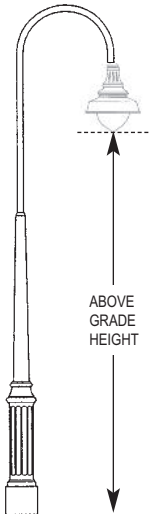
- RT Rust
- WBR Weathered Brown
- CD Cedar
- WBK Weathered Black
- TT Two Tone

STERNBERG SELECT FINISHES

- VG Verde Green
- SI Swedish Iron
- OWGT Old World Gray Textured



HEIGHT



ABOVE GRADE HEIGHT

OPTIONS AVAILABLE

See Accessories Section for more options and information

GFI - Ground Fault Interrupter mounts in the pole GFB - Ground Fault Breaker <i>inside</i> base FH - Flag Pole Holder mounts on the pole SBA - Single Banner Arm mounts on the pole DBA - Double Banner Arms mount on same side of the pole	SBAR -Single Banner Arm and Ring DSPA -Double Stepped Planter Arms mount on either side DHPA -Double Hooked Planter Arms mount on either side PA478 -Decorative Planter Arms with planter rings	PCD - Photo Control mounts on door on pole SH - Speaker Hub for mounting speaker, floodlight or signal SB - Sign Bracket mounts on pole to hold signs WHK - Wreath Hook mounts on pole to hold decorations
--	--	---

POST CENTER CAPS (If Required)

BCC - Ball Center Cap	FCC - Finial Center Cap	SCC - Spiked Center Cap	TFCC - Tall Finial Center Cap	SSCC - Side Spiked Center Cap
------------------------------	--------------------------------	--------------------------------	--------------------------------------	--------------------------------------