

# 4600 PIONEER SERIES

# SPECIFICATIONS

### GENERAL

The \_\_\_\_\_ ft tall\* decorative post shall be aluminum, one-piece construction. The 17" diameter cast aluminum fluted base shall be constructed with a \_\_\_\_\_ inch diameter aluminum shaft. The model shall be Sternberg Lighting #4600 or #4600R for candy cane poles. The pole shall be U.L. or E.T.L. listed in U.S. and Canada.

### CONSTRUCTION

The base shall be designed with twelve curved flutes and teardrop decorations transitioning into fourteen flute top section and made of heavy wall, 356 alloy cast aluminum. It shall have a 3/4" thick floor cast as an integral part of the base. The shaft shall be double circumferentially welded internally and externally to the base for added strength.

\_\_\_\_\_ The **smooth tapered shaft** shall be made of ASTM 6063 extruded aluminum and tempered to a T6 condition.

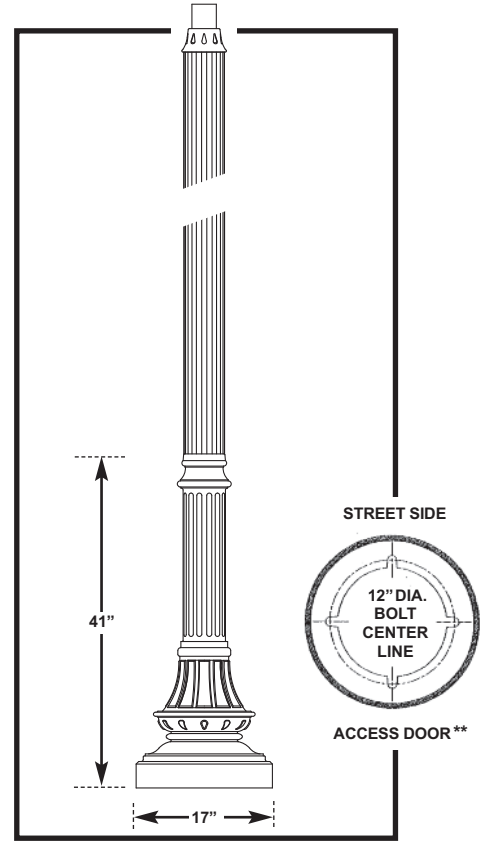
\_\_\_\_\_ The **smooth straight shaft** shall be made of ASTM 6063 extruded aluminum and tempered to a T6 condition.

\_\_\_\_\_ The **straight fluted shaft** shall be made of ASTM 6061 extruded aluminum and tempered to a T6 condition. It shall have a decorative fluted 3" O.D. tenon.

\_\_\_\_\_ The **tapered fluted shaft** shall be made of heavy wall, 365 alloy cast aluminum.

### INSTALLATION

Four 1/2" diameter, hot-dipped galvanized "L" type anchor bolts shall be provided with the post for anchorage. A door shall be provided for wiring and anchor bolt access. It shall be secured with tamper proof, stainless steel hardware. Post will be provided with a grounding stud mounted on the base floor opposite the access door.



\*\*See installation template for exact door position. Bolt circle dimensions may change on taller poles.

Indicate the type of shaft needed (above)

Cast Aluminum-Extruded Poles				17" Diameter Base x 41" High		
4'-3" OD	4" OD	5'-3" OD	5" OD	4" OD	5" OD	4'-3" OD
46 __'	46 __'	46 __'	46 __'	46 __'	46 __'	46 __'
T4	P4	T5	P5	FP4	FP5	TFP4
08' 10'	08' 10'	08' 10' 12'	08' 10' 12'	08' 10'	08' 10' 12'	06' 11"
12' 14'	12' 14'	14' 16'	14' 16'	12' 14"	14' 16'	
SMOOTH TAPERED SHAFT	†SMOOTH STRAIGHT SHAFT	SMOOTH TAPERED SHAFT	†SMOOTH STRAIGHT SHAFT	†STRAIGHT FLUTED SHAFT	†STRAIGHT FLUTED SHAFT	TAPERED FLUTED SHAFT

\*For candy cane poles insert \_\_\_\_\_ AG ft (feet - above grade height). See diagram on reverse side.

†Tenon not supplied if fixture or arm slips O.D. of shaft.

# 4600 PIONEER SERIES

# POSTS / OPTIONS / POST CAPS

## BUILDING A PART NUMBER

### Straight Poles

MODEL / HEIGHT / SHAFT	POST CAP CENTER	OPTIONS	FINISH
46 12 FP4	BCC	FH	BK

### Candy Cane Poles

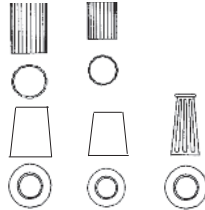
MODEL / HEIGHT / SHAFT	HEIGHT ABOVE GRADE	OPTIONS	FINISH
46 00 RT4	12 AG		BK

### Part Number Selections

MODEL	HEIGHT	SHAFT
• 46	• 08' • 09' • 10' • 12' • 14' • 16'	• T4: 4"-3" Tapered Smooth* • T5: 5"-3" Tapered Smooth • P4: 4" Straight Smooth • P5: 5" Straight Smooth • FP4: 4" Straight Fluted* • FP5: 5" Straight Fluted • TFP4: 4"-3" Tapered Fluted**

\* Maximum recommended height 14"  
\*\* Available in 6'11"

FP5 - 5"    FP4 - 4"



T5 - 5"-3"    T4 - 4"-3"    TFP4 - 3"

#### OPTIONS AVAILABLE

- GFI
- GFB
- FH
- SBA
- DBA
- DB Direct Burial
- SBAR
- DSPA
- DHPA
- PA478
- PCD
- SH
- SB
- WHK
- HB Helix Burial

### Part Number Selections

MODEL	HEIGHT	SHAFT	ABOVE GRADE
• 46	• 00	• RT4: 4"-3" Tapered Smooth • RT5: 5"-3" Tapered Smooth • RP4: 4" Straight Smooth • RP5: 5" Straight Smooth • RFP4: 4" Straight Fluted • RFP5: 5" Straight Fluted	• 08' AG • 10' AG • 11' AG • 12' AG • 13' AG • 14' AG • 15' AG • 16' AG

\*\* Available in 6'11"

- #### POST CENTER CAP
- (If Required)
- BCC
  - FCC
  - SCC
  - TFCC
  - SSCC

#### STANDARD FINISHES\*

- BKT Black Textured
  - WHT White Textured
  - PGT Park Green Textured
  - ABZT Architectural Medium Bronze Textured
  - DBT Dark Bronze Textured
- \*Smooth Finishes are available upon request

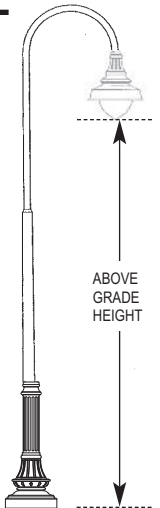
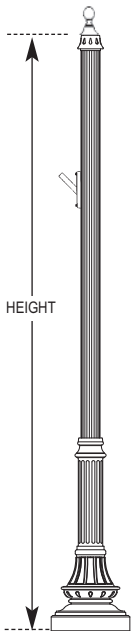
#### CUSTOM FINISHES

- OI Old Iron

- RT Rust
- WBR Weathered Brown
- CD Cedar
- WBK Weathered Black
- TT Two Tone





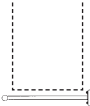
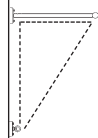

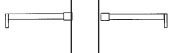





#### STERNBERG SELECT FINISHES

- VG Verde Green
- SI Swedish Iron
- OWGT Old World Gray Textured








## OPTIONS AVAILABLE

See Accessories Section for more options and information

    	<p><b>GFI</b> - Ground Fault Interrupter mounts in the pole</p> <p><b>GFB</b> - Ground Fault Breaker <i>inside</i> base</p> <p><b>FH</b> - Flag Pole Holder mounts on the pole</p> <p><b>SBA</b> - Single Banner Arm mounts on the pole</p> <p><b>DBA</b> - Double Banner Arms mount on same side of the pole</p>	   	<p><b>SBAR</b> - Single Banner Arm and Ring</p> <p><b>DSPA</b> - Double Stepped Planter Arms mount on either side</p> <p><b>DHPA</b> - Double Hooked Planter Arms mount on either side</p> <p><b>PA478</b> - Decorative Planter Arms with planter rings</p>	   	<p><b>PCD</b> - Photo Control mounts on door on pole</p> <p><b>SH</b> - Speaker Hub for mounting speaker, floodlight or signal</p> <p><b>SB</b> - Sign Bracket mounts on pole to hold signs</p> <p><b>WHK</b> - Wreath Hook mounts on pole to hold decorations</p>
--	---	--	---	--	--

## POST CENTER CAPS (If Required)

 <b>BCC</b> - Ball Center Cap	 <b>FCC</b> - Finial Center Cap	 <b>SCC</b> - Spiked Center Cap	 <b>TFCC</b> - Tall Finial Center Cap	 <b>SSCC</b> - Side Spiked Center Cap
---	--	--	--	--