

4500 DECATUR SERIES

SPECIFICATIONS

GENERAL

The ___ ft tall* decorative post shall be aluminum, one-piece construction. The 10 1/2" diameter cast aluminum fluted base shall be constructed with a ___ inch diameter extruded aluminum shaft. The model shall be Sternberg Lighting #4500 or #4500R for candy cane poles. The pole shall be U.L. or E.T.L. listed in U.S. and Canada.

CONSTRUCTION

The base shall be designed with fourteen flutes and made of heavy wall, 356 alloy cast aluminum. It shall have a 3/4" thick floor cast as an integral part of the base. It shall have a cast anchor bolt cover designed with a curved relief. The shaft shall be double circumferentially welded internally and externally to the base for added strength.

___ The **smooth tapered shaft** shall be made of ASTM 6063 extruded aluminum and tempered to a T6 condition.

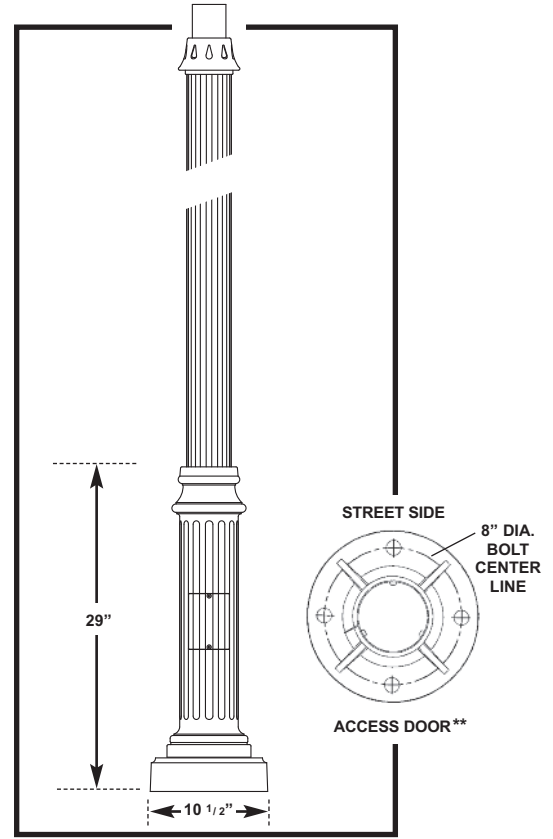
___ The **smooth straight shaft** shall be made of ASTM 6063 extruded aluminum and tempered to a T6 condition.

___ The **straight fluted shaft** shall be made of ASTM 6061 extruded aluminum and tempered to a T6 condition. It shall have a decorative fluted 3" O.D. tenon.




INSTALLATION

Four 1/2" diameter, hot-dipped galvanized "L" type anchor bolts shall be provided with the post for anchorage. A door shall be provided for wiring access. It shall be secured with tamper proof, stainless steel hardware. Post will be provided with a grounding stud mounted on the base floor opposite the access door.

Indicate the type of shaft needed (above)



**See installation template for exact door position. Bolt circle dimensions may change on taller poles.

| Cast Aluminum - Extruded Poles | | 10 1/2" Diameter Base x 29" High | |
|---|---|--|--|
|  |  |  | |
| <p>4"- 3" OD 45 __ ' T4 08' 10' 12' 14'</p> <p>SMOOTH TAPERED SHAFT</p> | <p>4" OD 45 __ ' P4 08' 10' 12' 14'</p> <p>†SMOOTH STRAIGHT SHAFT</p> | <p>4" OD 45 __ ' FP4 08' 10' 12' 14'</p> <p>†STRAIGHT FLUTED SHAFT</p> | |

*For candy cane poles insert ___ AG ft (feet - above grade height). See diagram on reverse side.

† Tenon not supplied if fixture or arm slips 4" O.D.

4500 DECATUR SERIES

POSTS / OPTIONS / POST CAPS

BUILDING A PART NUMBER

Straight Poles

| MODEL/HEIGHT/SHAFT | POST CAP CENTER | OPTIONS | FINISH |
|--------------------|-----------------|---------|--------|
| 45 12 FP4 | BCC | FH | BK |

Candy Cane Poles

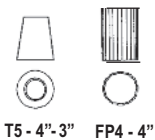
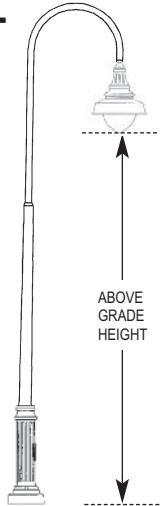
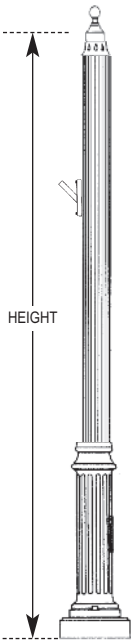
| MODEL/HEIGHT/SHAFT | HEIGHT ABOVE GRADE | OPTIONS | FINISH |
|--------------------|--------------------|---------|--------|
| 45 00 RT4 | 12 AG | | BK |

Part Number Selections

| MODEL | HEIGHT | SHAFT |
|-------|----------------------------------|---|
| • 45 | • 08' • 10' • 12' • 14' | • T4: 4"-3" Tapered Smooth • P4: 4" Straight Smooth • FP4: 4" Straight Fluted |

Part Number Selections

| MODEL | HEIGHT | SHAFT | ABOVE GRADE |
|-------|--------|--|--|
| • 45 | • 00 | • RT4: 4"-3" Tapered Smooth • RP4: 4" Straight Smooth • RFP4: 4" Straight Fluted | • 08' AG • 10' AG • 12' AG • 14' AG |



- OPTIONS AVAILABLE**
- GFI
 - GFB
 - FH
 - SBA
 - DBA
 - DB Direct Burial
 - SBAR
 - DSPA
 - DHPA
 - PA478
 - HB Helix Burial
 - PCD
 - SH
 - SB
 - WHK


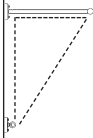








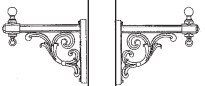


- POST CENTER CAP (If Required)**
- BCC
 - FCC
 - SCC
 - TFCC
 - SSCC

- STANDARD FINISHES***
- BKT Black Textured
 - WHT White Textured
 - PGT Park Green Textured
 - ABZT Architectural Medium Bronze Textured
 - DBT Dark Bronze Textured
- CUSTOM FINISHES**
- OI Old Iron






- RT Rust
 - WBR Weathered Brown
 - CD Cedar
 - WBK Weathered Black
 - TT Two Tone
- STERNBERG SELECT FINISHES**
- VG Verde Green
 - SI Swedish Iron
 - OWGT Old World Gray Textured

OPTIONS AVAILABLE

See Accessories Section for more options and information

| | | | | | |
|---|--|---|---|---|--|
|  | GFI - Ground Fault Interrupter mounts in the pole |  | SBAR -Single Banner Arm and Ring |  | PCD - Photo Control mounts on door on pole |
|  | GFB - Ground Fault Breaker <i>inside</i> base |  | DSPA -Double Stepped Planter Arms mount on either side |  | SH - Speaker Hub for mounting speaker, floodlight or signal |
|  | FH - Flag Pole Holder mounts on the pole |  | DHPA -Double Hooked Planter Arms mount on either side |  | SB - Sign Bracket mounts on pole to hold signs |
|  | SBA - Single Banner Arm mounts on the pole |  | PA478 -Decorative Planter Arms with planter rings |  | WHK - Wreath Hook mounts on pole to hold decorations |
|  | DBA - Double Banner Arms mount on same side of the pole | | | | |

POST CENTER CAPS (If Required)

| | | | | | | | | | |
|--|------------------------------|---|--------------------------------|---|--------------------------------|---|--------------------------------------|---|--------------------------------------|
|  | BCC - Ball Center Cap |  | FCC - Finial Center Cap |  | SCC - Spiked Center Cap |  | TFCC - Tall Finial Center Cap |  | SSCC - Side Spiked Center Cap |
|--|------------------------------|---|--------------------------------|---|--------------------------------|---|--------------------------------------|---|--------------------------------------|