

# 4401B DENVER UNLIT BOLLARD

# SPECIFICATIONS

## GENERAL

The Model 4401B decorative unlit bollard shall be aluminum, one-piece construction. The 18" hexagonal cast aluminum smoothly styled base shall be constructed with a 5" diameter straight fluted aluminum shaft. The Model shall be Sternberg Lighting #4401B unlit bollard or #4401B-QR quick release unlit bollard.

## CONSTRUCTION

The base shall have a hexagonal lower section designed with a smoothly sculptured upper section and be made of heavy wall, 356 alloy cast aluminum. It shall have a 7/8" thick floor cast as an integral part of the base. The extruded fluted shaft shall have 12 flat flutes, a 3/16" wall thickness and shall be made of ASTM 6061 aluminum and tempered to a T6 condition. The bollard cap shall be welded in place. The overall height of the bollard shall be 42".

## QUICK RELEASE MOUNTING (Optional)

The Model 4401B-QR shall have a quick release option which allows quick removal of the bollard for convenience or emergency access. The burial portion shall be made of ASTM 6061 aluminum extrusion and shall have a keyway and flexible connection system for securing to bollard. The bollard shall have a mated extension and anti-rotation key and padlock slot. The quick release system shall allow for a flush pavement installation after temporary bollard removal.

## FINISH

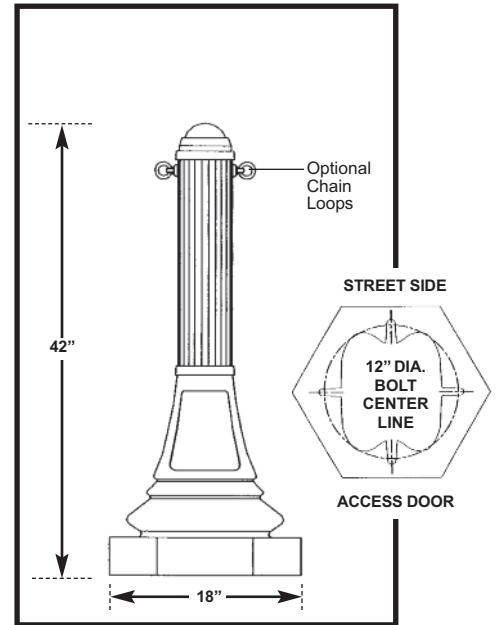
Prior to coating, each assembly shall be chemically cleaned and etched in a 5-stage washing system which includes alkaline cleaning, rinsing, phosphoric etching, reverse osmosis water rinsing, and non-chrome sealing to ensure corrosion resistance and excellent adhesion for the finish coating. The finish coating shall be electrostatically applied semi-gloss, super durable polyester powder baked at 400 degrees for a durable and superior, color retentive finish. Our optional antique Verde Green finish and Swedish Iron finish are hand brushed using a 3-step process. The total assembly shall be wrapped in shockproof wrapping or fully enclosed in corrugated cartons.

## INSTALLATION

Four, hot dipped galvanized "L" type anchor bolts shall be provided with the post for non-quick release bollard anchorage. Quick release anchorage requires no anchor bolts. A door shall be provided for anchor bolt access. It shall be secured with tamper-proof, stainless steel hardware.

## WARRANTY

Five-year limited warranty. See product and finish warranty guide for details.

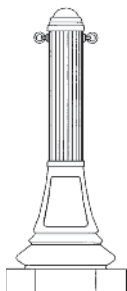


See installation template for exact door position.

## BUILDING A PART NUMBER

## PART NUMBER SELECTIONS

BOLLARD MODEL	OPTIONAL CHAIN LOOP	OPTIONS	FINISH
4401B	CL2		VG



### MODELS\*

- 4401B
- 4401B-QR

### OPTIONAL CHAIN LOOP\*\*

- CL1 Chain Loop
- CL2 Chain Loops 180°

\* NOTE: For custom heights, designate height after bollard model.  
Example: 4401B-40"

\*\* TO ORDER CHAIN: Specify total length of chain required for project.

### STANDARD FINISHES\*

- BKT Black Textured
- WHT White Textured
- PGT Park Green Textured
- ABZT Architectural Medium Bronze Textured
- DBT Dark Bronze Textured

\*Smooth Finishes are available upon request

### CUSTOM FINISHES

- OI Old Iron
- RT Rust
- WBR Weathered Brown
- CD Cedar
- WBK Weathered Black
- TT Two Tone

### STERNBERG SELECT FINISHES

- VG Verde Green
- SI Swedish Iron
- OWGT Old World Gray Textured

# 4401LB DENVER LIGHTED BOLLARD

# SPECIFICATIONS

## GENERAL

The Model 4401LB decorative lighted bollard shall be aluminum, one-piece construction. The 18" hexagonal cast aluminum smoothly styled base shall be constructed with a 5" diameter straight fluted aluminum shaft. The Model shall be Sternberg Lighting #4401LB lighted bollard or #4401LB-QR quick release lighted bollard.

## CONSTRUCTION

The base shall have a hexagonal lower section designed with a smoothly sculptured upper section and be made of heavy wall, 356 alloy cast aluminum. It shall have a 7/8" thick floor cast as an integral part of the base. The extruded fluted shaft shall have 12 flat flutes, a 3/16" wall thickness and shall be made of ASTM 6061 aluminum and tempered to a T6 condition. The bollard cap will be cast aluminum. The overall height of the bollard shall be 42".

## ELECTRICAL

The optical assembly shall be constructed of twelve fluted openings with a white acrylic lens. All electrical components shall be U.L. approved. H.I.D. ballasts shall be high power factor with lamp starting down to -30 degrees C. Medium base porcelain sockets to be 4KV rated. The ballast/socket assembly shall be pre-wired. Optional compact fluorescent (PL) ballasts shall be instant start electronic with a starting temperature of down to 0 degrees F. They shall have a 4-pin socket and support quad tube and triple tube lamps. Ballasts shall be DOE EISA compliant.

## QUICK RELEASE MOUNTING (Optional)

The Model 4401LB-QR shall have a quick release option which allows quick removal of the bollard for convenience or emergency access. The burial portion shall be made of ASTM 6061 aluminum extrusion and shall have a keyway and flexible connection system for securing to bollard. The bollard shall have a mated extension and anti-rotation key and padlock slot. The quick release system shall allow for a flush pavement installation after temporary bollard removal.

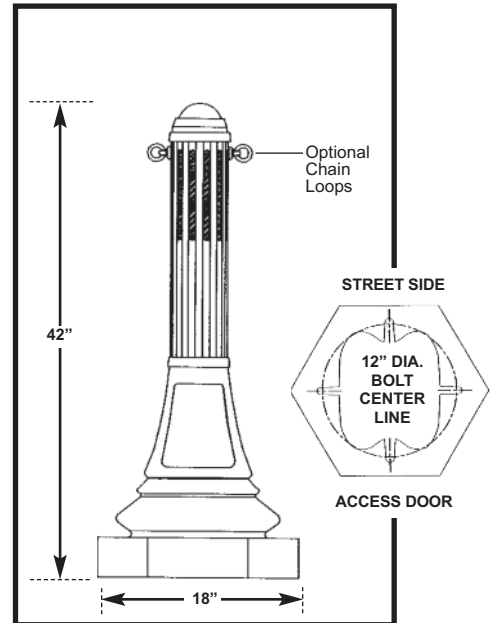
## FINISH

Prior to coating, each assembly shall be chemically cleaned and etched in a 5-stage washing system which includes alkaline cleaning, rinsing, phosphoric etching, reverse osmosis water rinsing, and non-chrome sealing to ensure corrosion resistance and excellent adhesion for the finish coating. The finish coating shall be electrostatically applied semi-gloss, super durable polyester powder baked at 400 degrees for a durable and superior, color retentive finish. Our optional antique Verde Green finish and Swedish Iron finish are hand brushed using a 3-step process. The total assembly shall be wrapped in shockproof wrapping or fully enclosed in corrugated cartons.

## INSTALLATION

Four, hot dipped galvanized "L" type anchor bolts shall be provided with the post for non-quick release bollard anchorage. Quick release anchorage requires no anchor bolts. A door shall be provided for wiring and anchor bolt access. It shall be secured with tamper proof, stainless steel hardware. Bollard will be provided with a grounding stud mounted on the base floor opposite the access door.

**WARRANTY** Five-year limited warranty. See product and finish warranty guide for details.

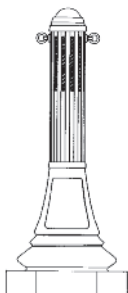


See installation template for exact door position.

## BUILDING A PART NUMBER

## PART NUMBER SELECTIONS

BOLLARD MODEL	OPTIONAL CHAIN LOOP	OPTIONS	LIGHT SOURCE BALLAST WATTS/TYPE/VOLTS	FINISH
4401LB	CL2	FHS	50HPS120	VG



### MODELS\*

- 4401LB
- 4401LB-QR

\* NOTE: For custom heights, designate height after bollard model. Example: 4401LB-40"

\*\* TO ORDER CHAIN: Specify total length of chain required for project.

MHP- Metal halide systems are pulse start.

### BALLASTS

- 35HPS
- 50HPS
- 70HPS
- 50MHP
- 70MHP
- 26PLT
- 32PLT
- 42PLT
- INCAND

### VOLTAGES

- 120
- 208
- 240
- 277
- 480
- MULTI (120-277)

### LAMPS

- HPS35/MED
- HPS50/MED
- HPS70/MED
- MHP50/MED
- MHP70/MED
- PLT26
- PLT32
- PLT42

### OPTIONAL CHAIN LOOP\*\*

- CL1 Chain Loop
- CL2 Chain Loops 180°

### STANDARD FINISHES\*

- BKT Black Textured
- WHT White Textured
- PGT Park Green Textured
- ABZT Architectural Medium Bronze Textured
- DBT Dark Bronze Textured

\*Smooth Finishes are available upon request

### CUSTOM FINISHES

- OI Old Iron
- RT Rust

### OPTIONS

- PEC1 Photocell-Bimetal 120 Volt
- PEC2 Photocell-Bimetal 208-277 Volt
- PEC1-E Photocell-Electronic 120 Volt
- PEC2-E Photocell-Electronic 208-277 Volt
- FHS Single Fuse and Holder-120,277 Volt
- WBR Weathered Brown
- CD Cedar
- WBK Weathered Black
- TT Two Tone
- VG Verde Green
- SI Swedish Iron
- OWGT Old World Gray Textured
- FHD Dual Fuse and Holder-208,240,480 Volt
- GFI Ground Fault Interrupter Duplex Outlet<sup>1</sup>
- LAMPS Select from List

<sup>1</sup>GFI not available with QR option