

4400AD ART DECO SERIES

SPECIFICATIONS

GENERAL

The ___ ft tall* decorative post shall be aluminum, one-piece conhe 18” hexagonal cast aluminum art deco styled base shall be constructed with a four inch diameter tapered aluminum extruded shaft. The model shall be Sternberg Lighting #4400AD or #4400RAD for candy cane poles. The pole shall be U.L. or E.T.L. listed in U.S. and Canada.

CONSTRUCTION

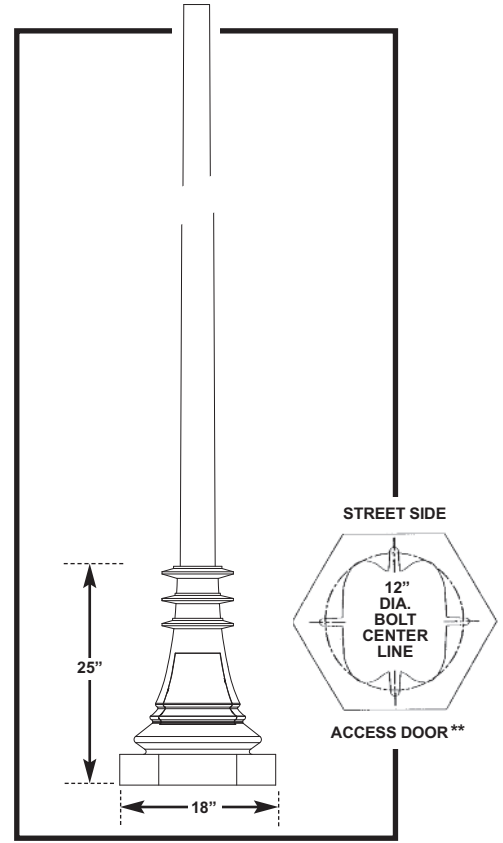
The base shall have a hexagonal lower section with be designed with a smoothly sculptured upper section with three art deco rings and be made of heavy wall, 356 alloy cast aluminum. It shall have a 3/4” thick floor cast as an integral part of the base. The shaft shall be double circumferentially welded internally and externally to the base for added strength.

___ The **smooth tapered shaft** shall be made of ASTM 6063 extruded aluminum and tempered to a T6 condition.

___ The **smooth straight shaft** shall be made of ASTM 6063 extruded aluminum and tempered to a T6 condition.

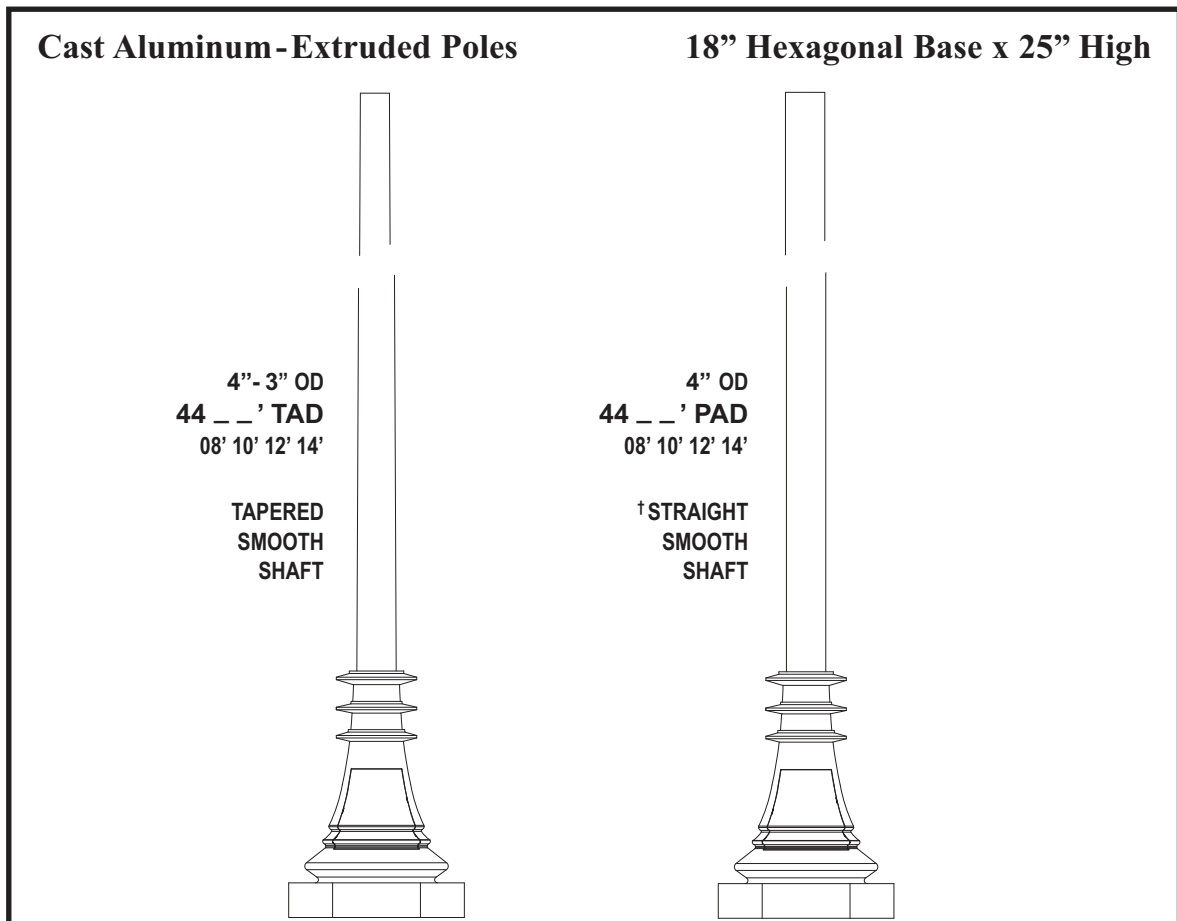
INSTALLATION

Four 1/2” diameter, hot-dipped galvanized “L” type anchor bolts shall be provided with the post for anchorage. A door shall be provided for wiring and anchor bolt access. It shall be secured with tamper proof, stainless steel hardware. Post will be provided with a grounding stud mounted on the base floor opposite the access door.



**See installation template for exact door position. Bolt circle dimensions may change on taller poles.

Indicate the type of shaft needed (above)



*For candy cane poles insert ___ AG ft (feet - above grade height). See diagram on reverse side.

† Tenon not supplied if fixture or arm slips 4” O.D.

4400 AD ART DECO SERIES

POSTS / OPTIONS / POST CAPS

BUILDING A PART NUMBER

Straight Poles

MODEL / HEIGHT / SHAFT	POST CAP CENTER	OPTIONS	FINISH
44 12 TAD	BCC	FH	BK

Candy Cane Poles

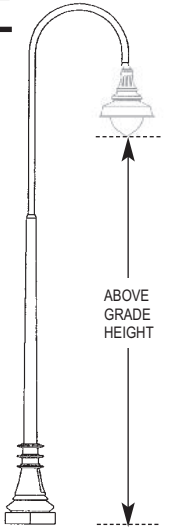
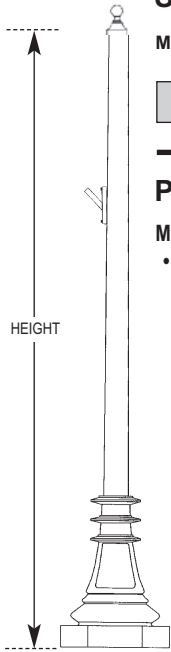
MODEL / HEIGHT / SHAFT	HEIGHT ABOVE GRADE	OPTIONS	FINISH
44 00 RTAD	12AG		BK

Part Number Selections

MODEL	HEIGHT	SHAFT†
• 44	• 08' • 10' • 12' • 14'	• TAD: 4"-3" Tapered Smooth • PAD: 4" Straight Smooth

Part Number Selections

MODEL	HEIGHT	SHAFT†	ABOVE GRADE
• 44	• 00	• RTAD: 4"-3" Tapered Smooth • RPAD: 4" Straight Smooth	• 08' AG • 10' AG • 12' AG • 14' AG • 16' AG



OPTIONS AVAILABLE

- GFI
- GFB
- FH
- SBA
- DBA
- DB Direct Burial
- SBAR
- DSPA
- DHPA
- PA478
- HB Helix Burial
- PCD
- SH
- SB
- WHK

† See first page for height restriction.

POST CENTER CAP

- (If Required)
- BCC
 - FCC
 - SCC
 - TFCC
 - SSCC

STANDARD FINISHES*

- BKT Black Textured
 - WHT White Textured
 - PGT Park Green Textured
 - ABZT Architectural Medium Bronze Textured
 - DBT Dark Bronze Textured
- *Smooth Finishes are available upon request

CUSTOM FINISHES

- OI Old Iron

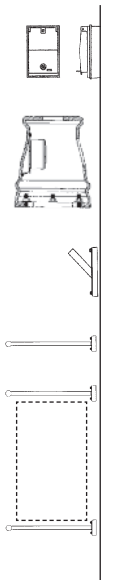
- RT Rust
- WBR Weathered Brown
- CD Cedar
- WBK Weathered Black
- TT Two Tone

STERNBERG SELECT FINISHES

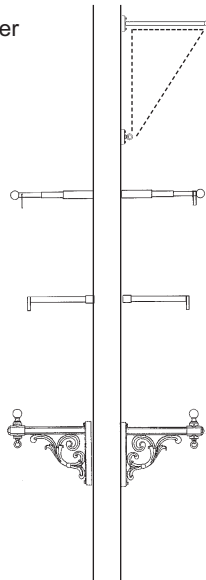
- VG Verde Green
- SI Swedish Iron
- OWGT Old World Gray Textured

OPTIONS AVAILABLE

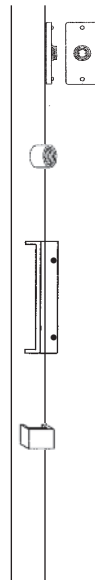
See Accessories Section for more options and information



- GFI** - Ground Fault Interrupter mounts in the pole
- GFB** - Ground Fault Breaker *inside* base
- FH** - Flag Pole Holder mounts on the pole
- SBA** - Single Banner Arm mounts on the pole
- DBA** - Double Banner Arms mount on same side of the pole



- SBAR** - Single Banner Arm and Ring
- DSPA** - Double Stepped Planter Arms mount on either side
- DHPA** - Double Hooked Planter Arms mount on either side
- PA478** - Decorative Planter Arms with planter rings



- PCD** - Photo Control mounts on door on pole
- SH** - Speaker Hub for mounting speaker, floodlight or signal
- SB** - Sign Bracket mounts on pole to hold signs
- WHK** - Wreath Hook mounts on pole to hold decorations

POST CENTER CAPS (If Required)

