

3900 RICHMOND SERIES

SPECIFICATIONS

GENERAL

The ___ ft tall* decorative post shall be aluminum, one-piece construction. The 11 1/2" diameter cast aluminum fluted base shall be constructed with a ___ inch diameter aluminum shaft. The model shall be Sternberg Lighting #3900 or #3900R for candy cane poles. The pole shall be U.L. or E.T.L. listed in U.S. and Canada.

CONSTRUCTION

The base shall be designed with fourteen flutes and be made of heavy wall, 356 alloy cast aluminum. It shall have a 3/4" thick floor cast as an integral part of the base. The shaft shall be double circumferentially welded internally and externally to the base for added strength.

___ The **smooth tapered shaft** shall be made of ASTM 6063 extruded aluminum and tempered to a T6 condition.

___ The **smooth straight shaft** shall be made of ASTM 6063 extruded aluminum and tempered to a T6 condition.

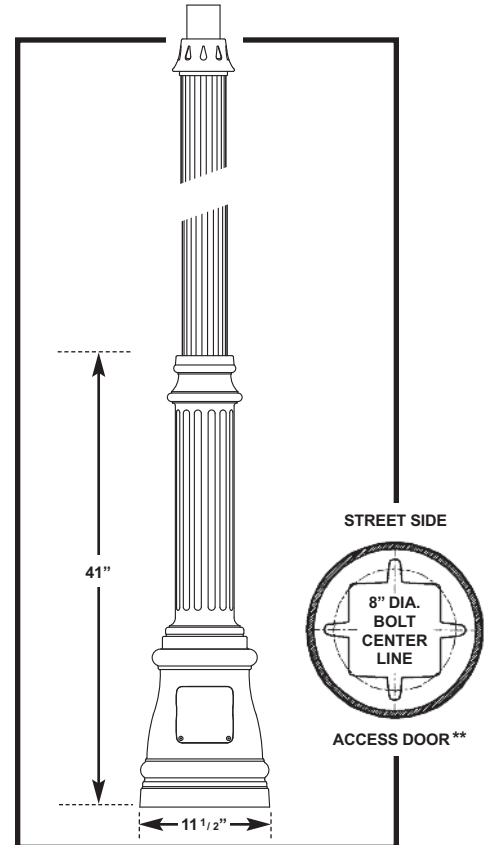
___ The **straight fluted shaft** shall be made of ASTM 6061 extruded aluminum and tempered to a T6 condition. It shall have a decorative fluted 3" O.D. tenon.

___ The **cast tapered fluted shaft** shall be made of heavy wall, 356 alloy cast aluminum.

INSTALLATION

Four 1/2" diameter, hot-dipped galvanized "L" type anchor bolts shall be provided with the post for anchorage. A door shall be provided for wiring and anchor bolt access. It shall be secured with tamper proof, stainless steel hardware. Post will be provided with a grounding stud mounted on the base floor opposite the access door.

Indicate the type of shaft needed (above)



**See installation template for exact door position. Bolt circle dimensions may change on taller poles.

Cast Aluminum - Extruded Poles		11 1/2" Diameter Base x 41" High		
<p>4"- 3" OD 39 __ ' T4 08' 10' 12' 14'</p> <p>SMOOTH TAPERED SHAFT</p> <p>† SMOOTH STRAIGHT SHAFT AVAILABLE SPECIFY AS: 4" OD 39 __ ' P4</p>	<p>5"- 3" OD 39 __ ' T5 08' 10' 12' 14' 16'</p> <p>SMOOTH TAPERED SHAFT</p> <p>† SMOOTH STRAIGHT SHAFT AVAILABLE SPECIFY AS: 5" OD 39 __ ' P5</p>	<p>4" OD 39 __ ' FP4 08' 10' 12' 14'</p> <p>† STRAIGHT FLUTED SHAFT</p>	<p>5" OD 39 __ ' FP5 08' 10' 12' 14' 16'</p> <p>† STRAIGHT FLUTED SHAFT</p>	<p>4"- 3" OD 3907 TFP 07'</p> <p>† TAPERED FLUTED SHAFT</p>

* For candy cane poles insert ___ AG ft (feet - above grade height). See diagram on reverse side.

† Tenon not supplied if fixture or arm slips shaft O.D.

3900 RICHMOND SERIES

POSTS / OPTIONS / POST CAPS

BUILDING A PART NUMBER

Straight Poles

MODEL / HEIGHT / SHAFT	POST CAP CENTER	OPTIONS	FINISH
39 12 FP4	BCC	FH	BK

Candy Cane Poles

MODEL / HEIGHT / SHAFT	HEIGHT ABOVE GRADE	OPTIONS	FINISH
39 00 RT4	12 AG		BK

Part Number Selections

MODEL	HEIGHT	SHAFT
• 39	• 07' • 08' • 10' • 12' • 14' • 16'	• T4: 4"-3" Tapered Smooth* • T5: 5"-3" Tapered Smooth • P4: 4" Straight Smooth • P5: 5" Straight Smooth • FP4: 4" Straight Fluted* • FP5: 5" Straight Fluted • TFP4: 4"-3" Tapered Fluted**

*Maximum recommended height 14'
** Available in 7' only

FP4 - 4"	FP5 - 5"
T4 - 4"-3"	T5 - 5"-3"

OPTIONS AVAILABLE

• GFI	• SBAR	• PCD
• GFB	• DSPA	• SH
• FH	• DHPA	• SB
• SBA	• PA478	• WHK
• DBA		
• DB Direct Burial	• HB Helix Burial	

Part Number Selections

MODEL	HEIGHT	SHAFT	ABOVE GRADE
• 39	• 00	• RT4: 4"-3" Tapered Smooth • RT5: 5"-3" Tapered Smooth • RP4: 4" Straight Smooth • RP5: 5" Straight Smooth • RFP4: 4" Straight Fluted • RFP5: 5" Straight Fluted • RTFP4: 4"-3" Tapered Fluted	• 08' AG • 10' AG • 12' AG • 14' AG • 16' AG

POST CENTER CAP (If Required)

- BCC
- FCC
- SCC
- TFCC
- SSSC

STANDARD FINISHES*

- BKT Black Textured
 - WHT White Textured
 - PGT Park Green Textured
 - ABZT Architectural Medium Bronze Textured
 - DBT Dark Bronze Textured
- *Smooth Finishes are available upon request

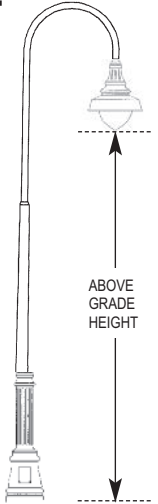
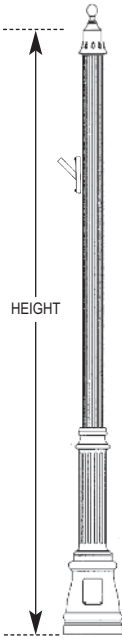
CUSTOM FINISHES

- OI Old Iron

- RT Rust
- WBR Weathered Brown
- CD Cedar
- WBK Weathered Black
- TT Two Tone

STERNBERG SELECT FINISHES

- VG Verde Green
- SI Swedish Iron
- OWGT Old World Gray Textured



OPTIONS AVAILABLE

See Accessories Section for more options and information

	GFI - Ground Fault Interrupter mounts in the pole		SBAR -Single Banner Arm and Ring		PCD - Photo Control mounts on door on pole
	GFB - Ground Fault Breaker <i>inside</i> base		DSPA -Double Stepped Planter Arms mount on either side		SH - Speaker Hub for mounting speaker, floodlight or signal
	FH - Flag Pole Holder mounts on the pole		DHPA - Double Hooked Planter Arms mount on either side		SB - Sign Bracket mounts on pole to hold signs
	SBA - Single Banner Arm mounts on the pole		PA478 -Decorative Planter Arms with planter rings		WHK - Wreath Hook mounts on pole to hold decorations
	DBA - Double Banner Arms mount on same side of the pole				

POST CENTER CAPS (If Required)

BCC - Ball Center Cap	FCC - Finial Center Cap	SCC - Spiked Center Cap	TFCC - Tall Finial Center Cap	SSSC - Side Spiked Center Cap
------------------------------	--------------------------------	--------------------------------	--------------------------------------	--------------------------------------