

3701B VIRGINIA UNLIT BOLLARD

SPECIFICATIONS

GENERAL

The Model 3701B decorative unlit bollard shall be cast aluminum, one-piece construction. The 11 3/4" square cast aluminum octagonal and fluted base shall be constructed with a 5 1/4" diameter straight fluted cast aluminum shaft. The Model shall be Sternberg Lighting #3701B unlit bollard or #3701B-QR quick release unlit bollard.

CONSTRUCTION

The base shall be designed with octagonal stepped base transitioning into a fourteen flute top section and be made of heavy wall, 356 alloy cast aluminum. It shall have a 3/4" thick floor cast as an integral part of the base. The bollard cap shall be welded in place. The overall height of the bollard shall be 50 1/2".

QUICK RELEASE MOUNTING (Optional)

The Model 3701B-QR shall have a quick release option which allows quick removal of the bollard for convenience or emergency access. The burial portion shall be made of ASTM 6061 aluminum extrusion and shall have a keyway and flexible connection system for securing to bollard. The bollard shall have a mated extension and anti-rotation key and padlock slot. The quick release system shall allow for a flush pavement installation after temporary bollard removal.

FINISH

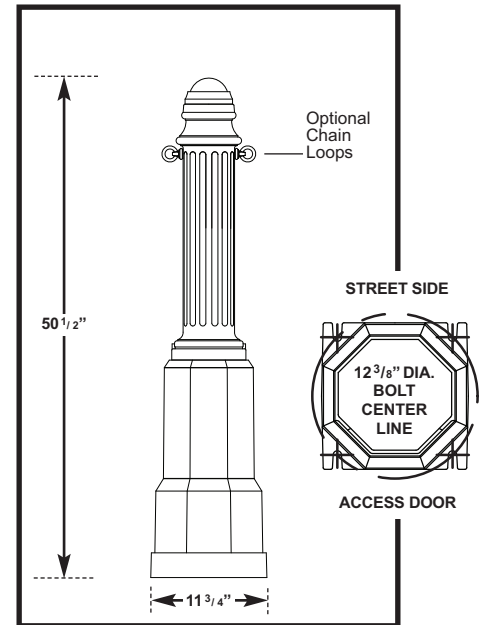
Prior to coating, each assembly shall be chemically cleaned and etched in a 5-stage washing system which includes alkaline cleaning, rinsing, phosphoric etching, reverse osmosis water rinsing, and non-chrome sealing to ensure corrosion resistance and excellent adhesion for the finish coating. The finish coating shall be electrostatically applied semi-gloss, super durable polyester powder baked at 400 degrees for a durable and superior, color retentive finish. Our optional antique Verde Green finish and Swedish Iron finish are hand brushed using a 3-step process. The total assembly shall be wrapped in shockproof wrapping or fully enclosed in corrugated cartons.

INSTALLATION

Four, hot dipped galvanized "L" type anchor bolts shall be provided with the post for non-quick release bollard anchorage. Quick release anchorage requires no anchor bolts. A door shall be provided for anchor bolt access. It shall be secured with tamper proof, stainless steel hardware.

WARRANTY

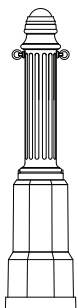
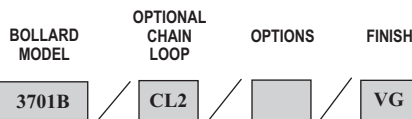
Five-year limited warranty. See product and finish warranty guide for details.



See installation template for exact door position.

BUILDING A PART NUMBER

PART NUMBER SELECTIONS



MODELS

- 3701B
- 3701B-QR

OPTIONAL CHAIN LOOP**

- CL1 Chain Loop
- CL2 Chain Loops 180°

**TO ORDER CHAIN:
Specify total length of chain required for project.

STANDARD FINISHES*

- BKT Black Textured
 - WHT White Textured
 - PGT Park Green Textured
 - ABZT Architectural Medium Bronze Textured
 - DBT Dark Bronze Textured
- *Smooth Finishes are available upon request

CUSTOM FINISHES

- OI Old Iron
- RT Rust
- WBR Weathered Brown
- CD Cedar
- WBK Weathered Black
- TT Two Tone

STERNBERG SELECT FINISHES

- VG Verde Green
- SI Swedish Iron
- OWGT Old World Gray Textured

3701LB VIRGINIA LIGHTED BOLLARD

SPECIFICATIONS

GENERAL

The Model 3701LB decorative lighted bollard shall be cast aluminum, one-piece construction. The 11 3/4" square cast aluminum octagonal and fluted base shall be constructed with a 5 1/4" diameter straight fluted cast aluminum shaft. The Model shall be Sternberg Lighting #3701LB lighted bollard or #3701LB-QR quick release lighted bollard.

CONSTRUCTION

The base shall be designed with octagonal stepped base transitioning into a fourteen flute top section and be made of heavy wall, 356 alloy cast aluminum. It shall have a 3/4" thick floor cast as an integral part of the base. The bollard cap will be cast aluminum. The overall height of the bollard shall be 50 1/2".

ELECTRICAL

The optical assembly shall be constructed of twelve fluted openings with a white acrylic lens. All electrical components shall be U.L. approved. H.I.D. ballasts shall be high power factor with lamp starting down to -30 degrees C. Medium base porcelain sockets to be 4KV rated. The ballast / socket assembly shall be pre-wired. Optional compact fluorescent (PL) ballasts shall be instant start electronic with a starting temperature of down to 0 degrees F. They shall have a 4-pin socket and support quad tube and triple tube lamps. Ballasts shall be DOE EISA compliant.

QUICK RELEASE MOUNTING (Optional)

The Model 3701LB-QR shall have a quick release option which allows quick removal of the bollard for convenience or emergency access. The burial portion shall be made of ASTM 6061 aluminum extrusion and shall have a keyway and flexible connection system for securing to bollard. The bollard shall have a mated extension and anti-rotation key and padlock slot. The quick release system shall allow for a flush pavement installation after temporary bollard removal.

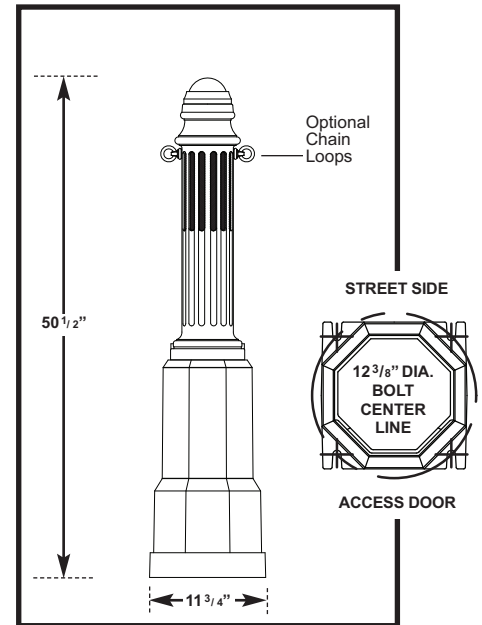
FINISH

Prior to coating, each assembly shall be chemically cleaned and etched in a 5-stage washing system which includes alkaline cleaning, rinsing, phosphoric etching, reverse osmosis water rinsing, and non-chrome sealing to ensure corrosion resistance and excellent adhesion for the finish coating. The finish coating shall be electrostatically applied semi-gloss, super durable polyester powder baked at 400 degrees for a durable and superior, color retentive finish. Our optional antique Verde Green finish and Swedish Iron finish are hand brushed using a 3-step process. The total assembly shall be wrapped in shockproof wrapping or fully enclosed in corrugated cartons.

INSTALLATION

Four, hot dipped galvanized "L" type anchor bolts shall be provided with the post for non-quick release bollard anchorage. Quick release anchorage requires no anchor bolts. A door shall be provided for wiring and anchor bolt access. It shall be secured with tamper-proof, stainless steel hardware. Bollard will be provided with a grounding stud mounted on the base floor opposite the access door.

WARRANTY Five-year limited warranty. See product and finish warranty guide for details.

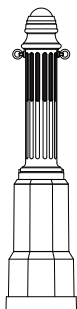


See installation template for exact door position.

BUILDING A PART NUMBER

PART NUMBER SELECTIONS

BOLLARD MODEL	OPTIONAL CHAIN LOOP	OPTIONS	LIGHT SOURCE BALLAST WATTS/TYPE/VOLTS	FINISH
3701LB	CL2	FHS	50HPS120	VG



MODELS*

- 3701LB
- 3701LB-QR

* TO ORDER CHAIN: Specify total length of chain required for project.

MHP- Metal halide systems are pulse start.

BALLASTS

- 35HPS
- 50HPS
- 70HPS
- 50MHP
- 70MHP
- 26PLT
- 32PLT
- 42PLT
- INCAND

VOLTAGES

- 120
- 208
- 240
- 277
- 480
- MULTI (120-277)

LAMPS

- HPS35/MED
- HPS50/MED
- HPS70/MED
- MHP50/MED
- MHP70/MED
- PLT26
- PLT32
- PLT42

OPTIONAL CHAIN LOOP**

- CL1 Chain Loop
- CL2 Chain Loops 180°

STANDARD FINISHES*

- BKT Black Textured
- WHT White Textured
- PGT Park Green Textured
- ABZT Architectural Medium Bronze Textured
- DBT Dark Bronze Textured

*Smooth Finishes are available upon request

CUSTOM FINISHES

- OI Old Iron
- RT Rust

OPTIONS

- PEC1 Photocell-Bimetal 120 Volt
- PEC2 Photocell-Bimetal 208-277 Volt
- PEC1-E Photocell-Electronic 120 Volt
- PEC2-E Photocell-Electronic 208-277 Volt
- FHS Single Fuse and Holder-120,277 Volt
- FHD Dual Fuse and Holder-208,240,480 Volt
- GFI Ground Fault Interrupter Duplex Outlet¹
- LAMPS Select from List

- WBR Weathered Brown
- CD Cedar
- WBK Weathered Black
- TT Two Tone

STERNBERG SELECT FINISHES

- VG Verde Green
- SI Swedish Iron
- OWGT Old World Gray Textured

¹GFI not available with QR option