

3600 WILLIAMSBURG SERIES

SPECIFICATIONS

GENERAL

The ___ ft tall* decorative post shall be aluminum, one-piece construction. The 11 1/2" diameter cast aluminum curvaceous base shall be constructed with a ___ inch diameter extruded aluminum shaft. The model shall be Sternberg Lighting #3600 or #3600R for candy cane poles. The pole shall be U.L. or E.T.L. listed in U.S. and Canada.

CONSTRUCTION

The base shall be designed with a curviform shape and be made of heavy wall, 356 alloy cast aluminum. It shall have a 3/4" thick floor cast as an integral part of the base. The shaft shall be double circumferentially welded internally and externally to the base for added strength.

___ The **tapered shaft** shall be made of ASTM 6063 extruded aluminum and tempered to a T6 condition.

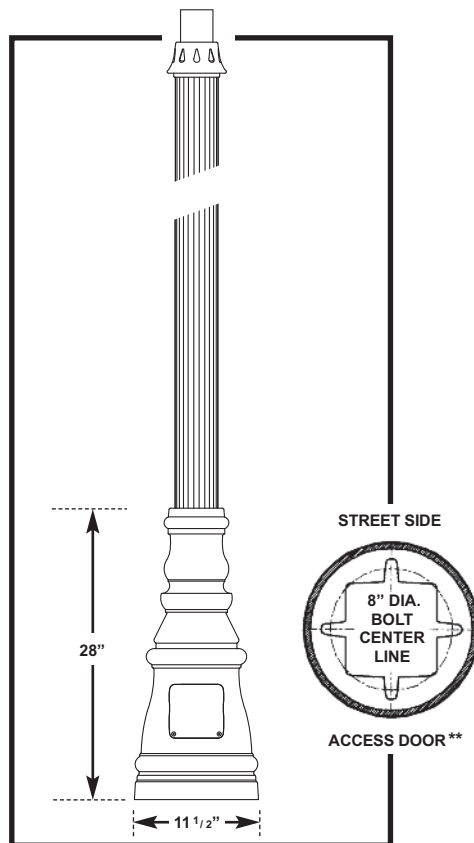
___ The **straight smooth shaft** shall be made of ASTM 6063 extruded aluminum and tempered to a T6 condition.

___ The **straight fluted shaft** shall be made of ASTM 6061 extruded aluminum and tempered to a T6 condition. It shall have a decorative fluted 3" O.D. tenon.

INSTALLATION

Four 1/2" diameter, hot-dipped galvanized "L" type anchor bolts shall be provided with the post for anchorage. A door shall be provided for wiring and anchor bolt access. It shall be secured with tamper proof, stainless steel hardware. Post will be provided with a grounding stud mounted on the base floor opposite the access door.

Indicate the type of shaft needed (above)



**See installation template for exact door position. Bolt circle dimensions may change on taller poles.

Cast Aluminum-Extruded Poles		11 1/2" Diameter Base x 28" High	
<p>4"- 3" OD 36 __ ' T4 08' 10' 12' 14'</p> <p>SMOOTH TAPERED SHAFT</p> <p>† SMOOTH STRAIGHT SHAFT AVAILABLE SPECIFY AS: 4" OD 36 __ ' T4 08' 10' 12' 14'</p>	<p>5"- 3" OD 36 __ ' T5 08' 10' 12' 14' 16'</p> <p>SMOOTH TAPERED SHAFT</p> <p>† SMOOTH STRAIGHT SHAFT AVAILABLE SPECIFY AS: 5" OD 36 __ ' T5 08' 10' 12' 14' 16'</p>	<p>4" OD 36 __ ' FP4 08' 10' 12' 14'</p> <p>† STRAIGHT FLUTED SHAFT</p>	<p>5" OD 36 __ ' FP5 08' 10' 12' 14' 16'</p> <p>† STRAIGHT FLUTED SHAFT</p>

*For candy cane poles insert ___ AG ft (feet - above grade height). See diagram on reverse side.

† Tenon not supplied if fixture or arm slips shaft O.D.

3600 WILLIAMSBURG SERIES

POSTS / OPTIONS / POST CAPS

BUILDING A PART NUMBER

Straight Poles

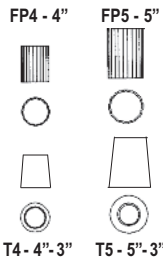
MODEL/HEIGHT/SHAFT	POST CAP CENTER	OPTIONS	FINISH
36 12 FP4	BCC	FH	BK

Candy Cane Poles

MODEL/HEIGHT/SHAFT	HEIGHT ABOVE GRADE	OPTIONS	FINISH
36 00 RT4	12 AG		BK

Part Number Selections

MODEL	HEIGHT	SHAFT
• 36	• 08' • 10' • 12' • 14' • 16'	• T4: 4"-3" Tapered Smooth* • T5: 5"-3" Tapered Smooth • P4: 4" Straight Smooth • P5: 5" Straight Smooth • FP4: 4" Straight Fluted* • FP5: 5" Straight Fluted *Maximum recommended height 14'



OPTIONS AVAILABLE

- GFI
- GFB
- FH
- SBA
- DBA
- DB Direct Burial
- SBAR
- DSPA
- DHPA
- PA478
- PCD
- SH
- SB
- WHK
- HB Helix Burial

Part Number Selections

MODEL	HEIGHT	SHAFT	ABOVE GRADE
• 36	• 00	• RT4: 4"-3" Tapered Smooth • RT5: 5"-3" Tapered Smooth • RP4: 4" Straight Smooth • RP5: 5" Straight Smooth • RFP4: 4" Straight Fluted • RFP5: 5" Straight Fluted	• 08' AG • 10' AG • 12' AG • 14' AG • 16' AG

POST CENTER CAP (If Required)

- BCC
- FCC
- SCC
- TFCC
- SSCC

STANDARD FINISHES*

- BKT Black Textured
- WHT White Textured
- PGT Park Green Textured
- ABZT Architectural Medium Bronze Textured
- DBT Dark Bronze Textured

*Smooth Finishes are available upon request

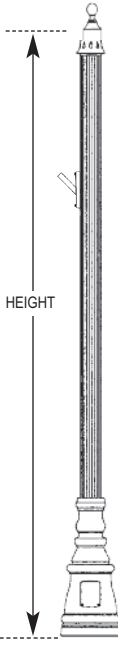
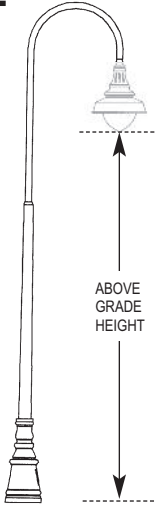
CUSTOM FINISHES

- OI Old Iron








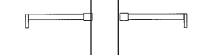
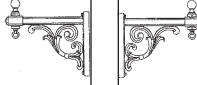




- RT Rust
- WBR Weathered Brown
- CD Cedar
- WBK Weathered Black
- TT Two Tone

STERNBERG SELECT FINISHES






- VG Verde Green
- SI Swedish Iron
- OWGT Old World Gray Textured



OPTIONS AVAILABLE See Accessories Section for more options and information

 <p>GFI - Ground Fault Interrupter mounts in the pole</p>  <p>GFB - Ground Fault Breaker <i>inside</i> base</p>  <p>FH - Flag Pole Holder mounts on the pole</p>  <p>SBA - Single Banner Arm mounts on the pole</p>  <p>DBA - Double Banner Arms mount on same side of the pole</p>	 <p>SBAR - Single Banner Arm and Ring</p>  <p>DSPA - Double Stepped Planter Arms mount on either side</p>  <p>DHPA - Double Hooked Planter Arms mount on either side</p>  <p>PA478 - Decorative Planter Arms with planter rings</p>	 <p>PCD - Photo Control mounts on door on pole</p>  <p>SH - Speaker Hub for mounting speaker, floodlight or signal</p>  <p>SB - Sign Bracket mounts on pole to hold signs</p>  <p>WHK - Wreath Hook mounts on pole to hold decorations</p>
---	---	--

POST CENTER CAPS (If Required)

 <p>BCC - Ball Center Cap</p>	 <p>SCC - Spiked Center Cap</p>	 <p>SSCC - Side Spiked Center Cap</p>
 <p>FCC - Finial Center Cap</p>	 <p>TFCC - Tall Finial Center Cap</p>	