

3500 CHARLESTON SERIES

SPECIFICATIONS

GENERAL

The ____ ft tall* decorative post shall be aluminum, one-piece construction. The 11 3/4" square cast aluminum octagonal base shall be constructed with a ____ inch diameter extruded aluminum shaft. The model shall be Sternberg Lighting #3500 or #3500R for candy cane poles. The pole shall be U.L. or E.T.L. listed in U.S. and Canada.

CONSTRUCTION

The base shall be designed with octagonal stepped base transitioning into a flared top section and be made of heavy wall, 356 alloy cast aluminum. It shall have a 3/4" thick floor cast as an integral part of the base. The bolt cover shall be made of cast aluminum. The shaft shall be double circumferentially welded internally and externally to the base for added strength.

____ The **smooth tapered shaft** shall be made of ASTM 6063 extruded aluminum and tempered to a T6 condition.

____ The **smooth straight shaft** shall be made of ASTM 6063 extruded aluminum and tempered to a T6 condition.

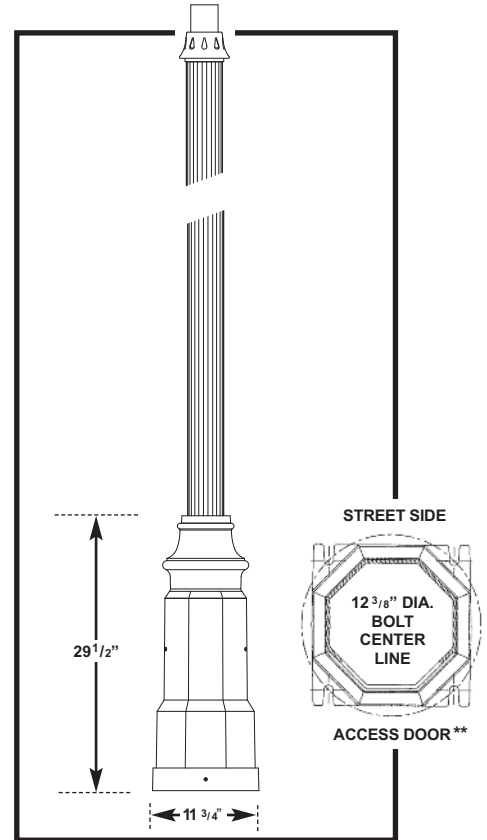
____ The **straight fluted shaft** shall be made of ASTM 6061 extruded aluminum and tempered to a T6 condition. It shall have a decorative fluted 3" O.D. tenon.

____ The **tapered fluted shaft** (not shown) shall be made of ASTM 6061 extruded aluminum and tempered to a T6 condition. It shall have a decorative fluted 3" O.D. tenon.

INSTALLATION

Four 1/2" diameter, hot-dipped galvanized "L" type anchor bolts shall be provided with the post for anchorage. A door shall be provided for wiring access. It shall be secured with tamper proof, stainless steel hardware. Post will be provided with a grounding stud mounted on the base floor opposite the access door.

Indicate the type of shaft needed (above)



**See installation template for exact door position. Bolt circle dimensions may change on taller poles.

Cast Aluminum-Extruded Poles			11 3/4" Diameter Base x 48" High		
† Tenon not supplied if fixture or arm slips O.D. of shaft					
4" - 3" OD 35 __ ' T4 08' 10' 12' 14'	4" OD 35 __ ' P4 08' 10' 12' 14'	5"- 3" OD 35 __ ' T5 08' 10' 12' 14' 16'	4" OD 35 __ ' FP4 08' 10' 12' 14'	5" OD 35 __ ' FP5 08' 10' 12' 14' 16'	
SMOOTH TAPERED SHAFT	†SMOOTH STRAIGHT SHAFT	SMOOTH TAPERED SHAFT	†STRAIGHT FLUTED SHAFT	†STRAIGHT FLUTED SHAFT	

*For candy cane poles insert ____ AG ft (feet - above grade height). See diagram on reverse side.

† Tenon not supplied if fixture or arm slips O.D. of shaft.

3500 CHARLESTON SERIES

POSTS / OPTIONS / POST CAPS

BUILDING A PART NUMBER

Straight Poles

MODEL/HEIGHT/SHAFT	POST CAP CENTER	OPTIONS	FINISH
35 12 FP4	BCC	FH	BK

Candy Cane Poles

MODEL/HEIGHT/SHAFT	HEIGHT ABOVE GRADE	OPTIONS	FINISH
35 00 RT4	12 AG		BK

Part Number Selections

MODEL	HEIGHT	SHAFT
• 35	• 08' • 10' • 12' • 14' • 16'	• T4: 4"-3" Tapered Smooth* • T5: 5"-3" Tapered Smooth • P4: 4" Straight Smooth • FP4: 4" Straight Fluted* • FP5: 5" Straight Fluted • TFP5: 5"-3" Tapered Fluted <small>*Maximum recommended height 14'</small>

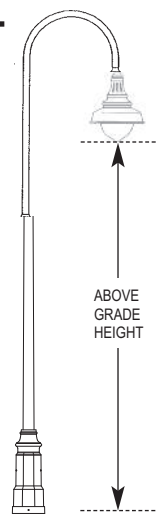
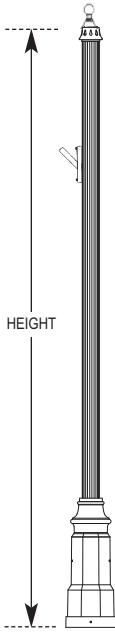
FP4 - 4"	FP5 - 5"
T4 - 4"-3"	T5 - 5"-3"

OPTIONS AVAILABLE		
• GFI	• SBAR	• PCD
• GFB	• DSPA	• SH
• FH	• DHPA	• SB
• SBA	• PA478	• WHK
• DBA		
• DB Direct Burial • HB Helix Burial		

Part Number Selections

MODEL	HEIGHT	SHAFT	ABOVE GRADE
• 35	• 00	• RT4: 4"-3" Tapered Smooth • RT5: 5"-3" Tapered Smooth • RP4: 4" Straight Smooth • RFP4: 4" Straight Fluted • RFP5: 5" Straight Fluted • RTFP5: 5"-3" Tapered Fluted	• 08' AG • 10' AG • 12' AG • 14' AG • 16' AG

POST CENTER CAP (If Required)	STANDARD FINISHES*	STERNBERG SELECT FINISHES
• BCC	• BKT Black Textured • WHT White Textured • PGT Park Green Textured • ABZT Architectural Medium Bronze Textured	• RT Rust • WBR Weathered Brown • CD Cedar • WBK Weathered Black • TT Two Tone
• FCC	• DBT Dark Bronze Textured	• VG Verde Green
• SCC	<small>*Smooth Finishes are available upon request</small>	• SI Swedish Iron
• TFCC	CUSTOM FINISHES	• OWGT Old World Gray Textured
• SSCC	• OI Old Iron	



OPTIONS AVAILABLE

See Accessories Section for more options and information

	GFI - Ground Fault Interrupter mounts in the pole		SBAR -Single Banner Arm and Ring		PCD - Photo Control mounts on door on pole
	GFB - Ground Fault Breaker <i>inside</i> base		DSPA -Double Stepped Planter Arms mount on either side		SH - Speaker Hub for mounting speaker, floodlight or signal
	FH - Flag Pole Holder mounts on the pole		DHPA -Double Hooked Planter Arms mount on either side		SB - Sign Bracket mounts on pole to hold signs
	SBA - Single Banner Arm mounts on the pole		PA478 -Decorative Planter Arms with planter rings		WHK - Wreath Hook mounts on pole to hold decorations
	DBA - Double Banner Arms mount on same side of the pole				

POST CENTER CAPS (If Required)

	BCC - Ball Center Cap		FCC - Finial Center Cap		SCC - Spiked Center Cap		TFCC - Tall Finial Center Cap		SSCC - Side Spiked Center Cap
--	------------------------------	--	--------------------------------	--	--------------------------------	--	--------------------------------------	--	--------------------------------------