

2900 CONCOURSE SERIES

SPECIFICATIONS

GENERAL

The ___ ft tall* decorative post shall be aluminum, one-piece construction. The 13" square aluminum base shall be welded to an 8" diameter base shaft that transitions to a 5" diameter aluminum shaft. The model shall be Sternberg Lighting #2900 or #2900R for candy cane poles. The pole shall be U.L. or E.T.L. listed in U.S. and Canada.

CONSTRUCTION

The base shall be designed with a square base plate curved pedestal bottom section and transition to a smooth straight base section, and shall be made of heavy wall, 356 alloy cast aluminum and ASTM 6061 extruded aluminum. It shall have a 3/4" thick floor cast as an integral part of the base. The base top will have a sharply sloped transition to the shaft. The shaft shall be externally welded circumferentially to the base.

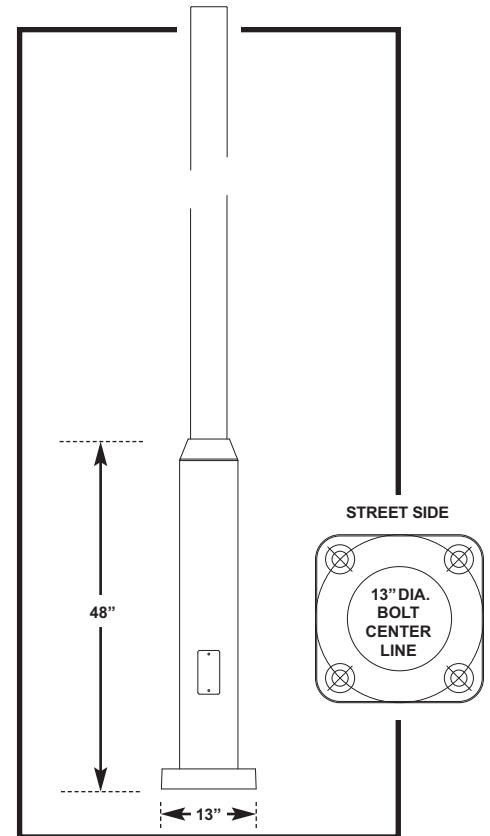
___ The **smooth tapered shaft** shall be made of ASTM 6063 extruded aluminum and tempered to a T6 condition.

___ The **smooth straight shaft** shall be made of ASTM 6063 extruded aluminum and tempered to a T6 condition.

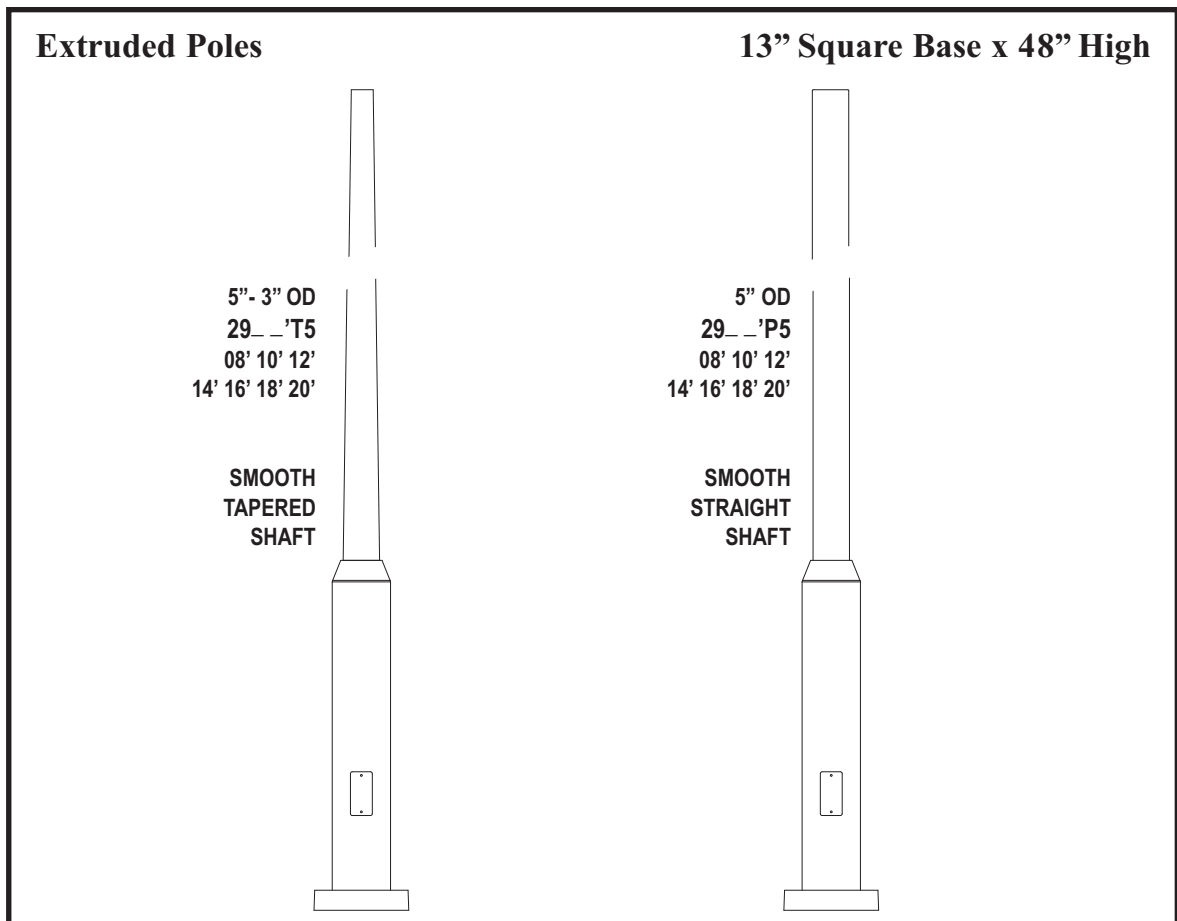
INSTALLATION

Four, hot-dipped galvanized "L" type anchor bolts shall be provided with the post for anchorage. A door shall be provided for wiring and anchor bolt access. It shall be secured with tamper proof, stainless steel hardware. Post will be provided with a grounding stud mounted on the base floor opposite the access door.

Indicate the type of shaft needed (above)



**See installation template for exact door position. Bolt circle dimensions may change on taller poles.



*For candy cane poles insert ___ AG ft (feet - above grade height). See diagram on reverse side.

2900 CONCOURSE SERIES

POSTS / OPTIONS / POST CAPS

BUILDING A PART NUMBER

Straight Poles

MODEL / HEIGHT / SHAFT	POST CAP CENTER	OPTIONS	FINISH
29 16 P5		FH	BK

Candy Cane Poles

MODEL / HEIGHT / SHAFT	HEIGHT ABOVE GRADE	OPTIONS	FINISH
29 00 RT5	12 AG		BK

Part Number Selections

MODEL	HEIGHT	SHAFT†
• 29	• 08' • 10' • 12' • 14' • 16' • 18' • 20'	• T5: 5"-3" Tapered Smooth • P5: 5" Straight Smooth

Part Number Selections

MODEL	HEIGHT	SHAFT†	ABOVE GRADE
• 29	• 00	• RT5: 5"-3" Tapered Smooth • RP5: 5" Straight Smooth	• 08' AG • 10' AG • 12' AG • 14' AG • 16' AG • 18' AG • 20' AG

- OPTIONS AVAILABLE**
- GFI
 - GFB
 - FH
 - SBA
 - DBA
 - DB Direct Burial
 - SBAR
 - DSPA
 - DHPA
 - PA478
 - PCD
 - SH
 - SB
 - WHK
 - HB Helix Burial

- POST CENTER CAP**
(If Required)
- BCC
 - PCC
 - RCC

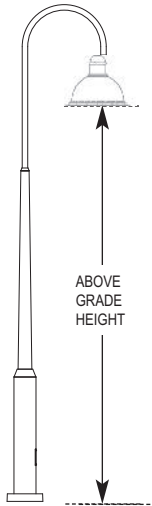
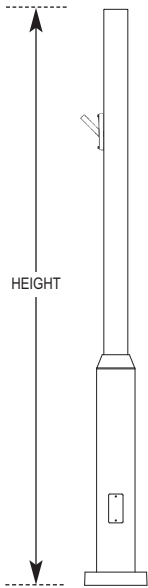
- STANDARD FINISHES***
- BKT Black Textured
 - WHT White Textured
 - PGT Park Green Textured
 - ABZT Architectural Medium Bronze Textured
 - DBT Dark Bronze Textured

- RT Rust
- WBR Weathered Brown
- CD Cedar
- WBK Weathered Black
- TT Two Tone

STERNBERG SELECT FINISHES


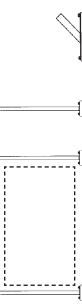
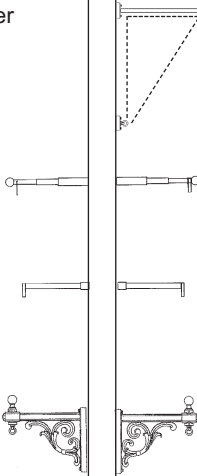
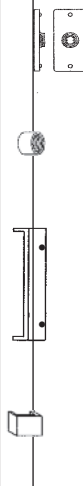
- VG Verde Green
- SI Swedish Iron
- OWGT Old World Gray Textured

† See first page for height restriction.




OPTIONS AVAILABLE


See Accessories Section for more options and information

 <p>GFI - Ground Fault Interrupter mounts in the pole</p> <p>GFB - Ground Fault Breaker <i>inside</i> base</p>	 <p>FH - Flag Pole Holder mounts on the pole</p> <p>SBA - Single Banner Arm mounts on the pole</p> <p>DBA - Double Banner Arms mount on same side of the pole</p>	 <p>SBAR - Single Banner Arm and Ring</p> <p>DSPA - Double Stepped Planter Arms mount on either side</p> <p>DHPA - Double Hooked Planter Arms mount on either side</p> <p>PA478 - Decorative Planter Arms with planter rings</p>	 <p>PCD - Photo Control mounts on door on pole</p> <p>SH - Speaker Hub for mounting speaker, floodlight or signal</p> <p>SB - Sign Bracket mounts on pole to hold signs</p> <p>WHK - Wreath Hook mounts on pole to hold decorations</p>
---	---	---	--

POST CENTER CAPS (If Required)

 **PCC** - Plate Center Cap

 **RCC** - Round Center Cap
(For Smooth Straight Shafts Only)

 **BCC** - Ball Center Cap