

2500 LINCOLN SERIES

SPECIFICATIONS

GENERAL

The ___ ft tall* decorative post shall be aluminum, one-piece construction. The 20" diameter cast aluminum fluted base shall have a tall profile and be constructed with a ___ inch diameter aluminum shaft. The model shall be Sternberg Lighting #2500 or #2500R for candy cane poles. The pole shall be U.L. or E.T.L. listed in U.S. and Canada.

CONSTRUCTION

The base shall be designed with a cylindrically shaped lower section which gradually slopes to a eight flute upper section and shall be made of heavy wall, 356 alloy cast aluminum. It shall have a 1" thick floor cast as an integral part of the base. The shaft shall be externally welded circumferentially to the base.

___ The **smooth tapered shaft** shall be made of ASTM 6063 extruded aluminum and tempered to a T6 condition.

___ The **smooth straight shaft** shall be made of ASTM 6063 extruded aluminum and tempered to a T6 condition.

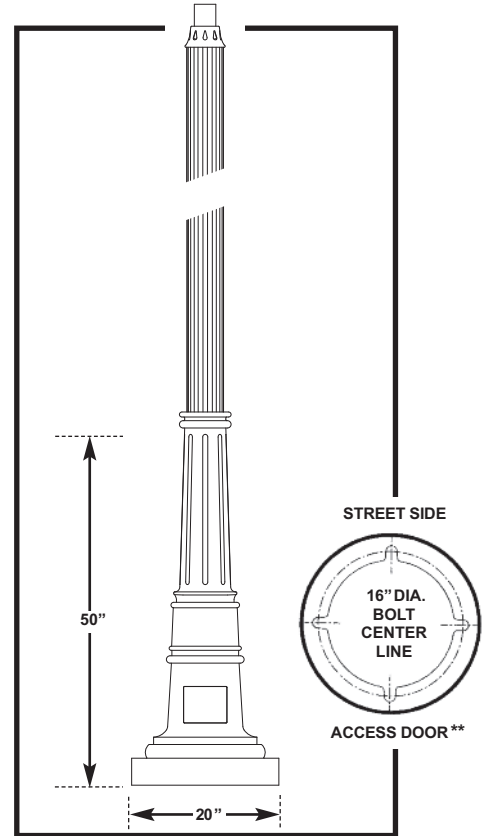
___ The **straight fluted shaft** shall be made of ASTM 6061 extruded aluminum and tempered to a T6 condition. It shall have a decorative fluted 3" O.D. tenon.

___ The **tapered fluted shaft** shall be made of heavy wall, 356 alloy cast aluminum.

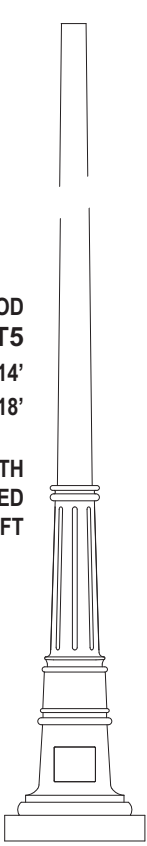
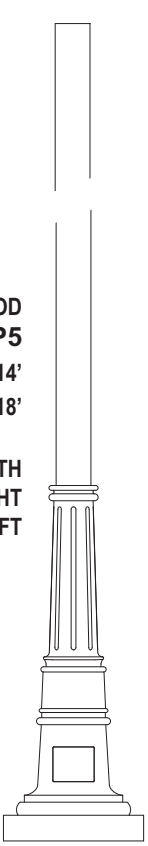
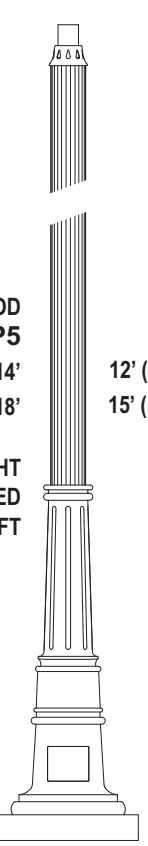
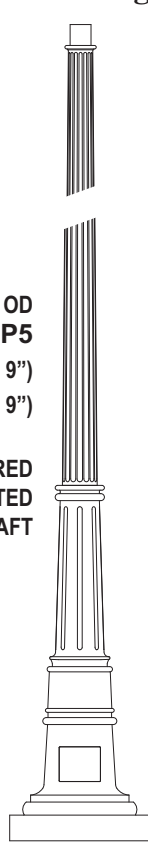
INSTALLATION

Four 3/4" diameter, hot-dipped galvanized "L" type anchor bolts shall be provided with the post for anchorage. A door shall be provided for wiring and anchor bolt access. It shall be secured with tamper proof, stainless steel hardware. Post will be provided with a grounding stud mounted on the base floor opposite the access door.

Indicate the type of shaft needed (above)



**See installation template for exact door position. Bolt circle dimensions may change on taller poles.

Cast Aluminum-Extruded Poles		20" Diameter Base x 50" High	
<p>5"- 3" OD 25 __ ' T5 10' 12' 14' 16' 18'</p> <p>SMOOTH TAPERED SHAFT</p> 	<p>5" OD 25 __ ' P5 10' 12' 14' 16' 18'</p> <p>†SMOOTH STRAIGHT SHAFT</p> 	<p>5" OD 25 __ ' FP5 10' 12' 14' 16' 18'</p> <p>†STRAIGHT FLUTED SHAFT</p> 	<p>5"- 3" OD 21 __ ' TFP5 12' (11' 9") 13' (12' 9") 15' (14' 9") 17' (16' 9")</p> <p>TAPERED FLUTED SHAFT</p> 

*For candy cane poles insert ___ AG ft (feet - above grade height). See diagram on reverse side.

† Tenon not supplied if fixture or arm slips 5" O.D.

2500 LINCOLN SERIES

POSTS / OPTIONS / POST CAPS

BUILDING A PART NUMBER

Straight Poles

MODEL/HEIGHT/SHAFT	POST CAP CENTER	OPTIONS	FINISH
25 14 FP5	BCC	FH	BK

Candy Cane Poles

MODEL/HEIGHT/SHAFT	HEIGHT ABOVE GRADE	OPTIONS	FINISH
25 00 RT5	12 AG		BK

Part Number Selections

MODEL	HEIGHT	SHAFT [†]	OPTIONS AVAILABLE
• 25	• 08' • 10' • 12' • 13' • 14' • 15' • 16' • 17' • 18'	• T5: 5"-3" Tapered Smooth • P5: 5" Straight Smooth • FP5: 5" Straight Fluted • TFP5: 5"-3" Tapered Fluted* *Available in 12' (11' 9"), 13' (12' 9"), 15' (14' 9"), 17' (16' 9")	• GFI • SBAR • PCD • GFB • DSPA • SH • FH • DHPA • SB • SBA • PA478 • WHK • DBA • DB Direct Burial • HB Helix Burial

†See first page for height restriction.

Part Number Selections

MODEL	HEIGHT	SHAFT [†]	ABOVE GRADE
• 25	• 00	• RT5: 5"-3" Tapered Smooth • RP5: 5" Straight Smooth • RFP5: 5" Straight Fluted • RTP5: 5"-3" Tapered Fluted* *Available in 12', 14', 15', 17', 19' AG	• 08' AG • 10' AG • 12' AG • 14' AG • 15' AG • 16' AG • 17' AG • 18' AG

POST CENTER CAP
(If Required)

STANDARD FINISHES*

- BKT Black Textured
- WHT White Textured
- PGT Park Green Textured
- ABZT Architectural Medium Bronze Textured
- DBT Dark Bronze Textured

*Smooth Finishes are available upon request

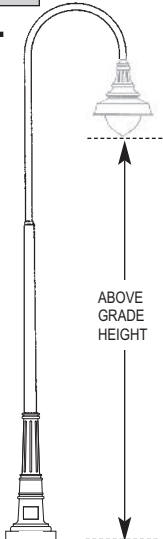
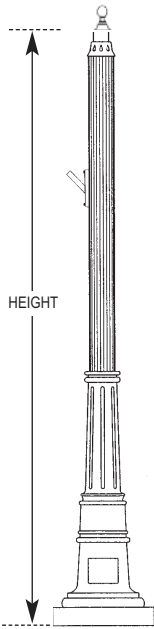
CUSTOM FINISHES

- OI Old Iron

• RT Rust
• WBR Weathered Brown
• CD Cedar
• WBK Weathered Black
• TT Two Tone









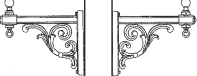




STERNBERG SELECT FINISHES

- VG Verde Green
- SI Swedish Iron
- OWGT Old World Gray Textured








OPTIONS AVAILABLE

See Accessories Section for more options and information

 GFI - Ground Fault Interrupter mounts in the pole  GFB - Ground Fault Breaker <i>inside</i> base  FH - Flag Pole Holder mounts on the pole  SBA - Single Banner Arm mounts on the pole  DBA - Double Banner Arms mount on same side of the pole	 SBAR -Single Banner Arm and Ring  DSPA -Double Stepped Planter Arms mount on either side  DHPA -Double Hooked Planter Arms mount on either side  PA478 -Decorative Planter Arms with planter rings	 PCD - Photo Control mounts on door on pole  SH - Speaker Hub for mounting speaker, floodlight or signal  SB - Sign Bracket mounts on pole to hold signs  WHK - Wreath Hook mounts on pole to hold decorations
--	--	---

POST CENTER CAPS (If Required)

 BCC - Ball Center Cap	 FCC - Finial Center Cap	 SCC - Spiked Center Cap	 TFCC - Tall Finial Center Cap	 SSCC - Side Spiked Center Cap
---	--	--	--	--