

# 2100 NEWPORT SERIES

# SPECIFICATIONS

### GENERAL

The \_\_\_\_ ft tall\* decorative post shall be aluminum, one-piece construction. The 10 3/4" diameter cast aluminum fluted base shall be constructed with a \_\_\_\_ inch diameter aluminum shaft. The model shall be Sternberg Lighting #2100 or #2100R for candy cane poles. The pole shall be U.L. or E.T.L. listed in U.S. and Canada.

### CONSTRUCTION

The base shall be designed with a cylindrically shaped lower section which transitions to a twelve flute upper section and shall be made of heavy wall, 356 alloy cast aluminum. It shall have a 1-1/4" thick floor cast as an integral part of the base. The shaft shall be externally welded circumferentially to the base.

\_\_\_\_ The **smooth tapered shaft** shall be made of ASTM 6063 extruded aluminum and tempered to a T6 condition.

\_\_\_\_ The **smooth straight shaft** shall be made of ASTM 6063 extruded aluminum and tempered to a T6 condition.

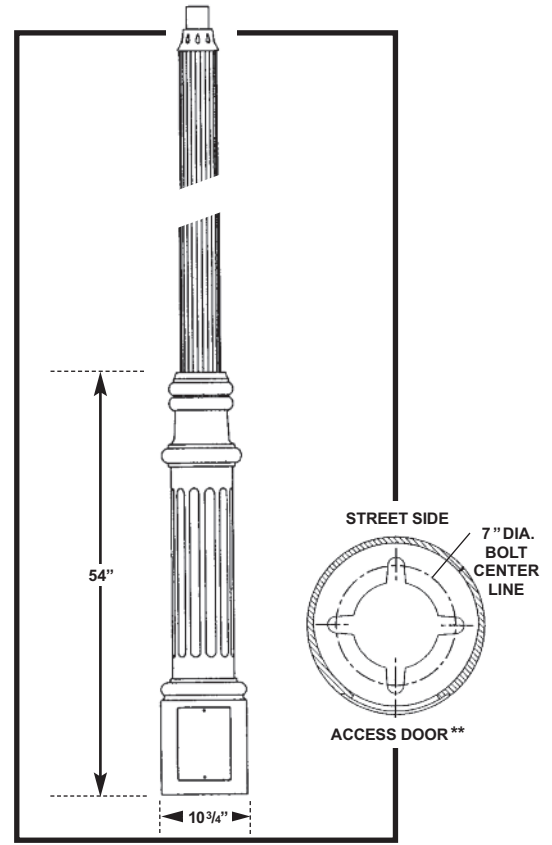
\_\_\_\_ The **straight fluted shaft** shall be made of ASTM 6061 extruded aluminum and tempered to a T6 condition. It shall have a decorative fluted 3" O.D. tenon.

\_\_\_\_ The **tapered fluted shaft** shall be made of heavy wall, 356 alloy cast aluminum.

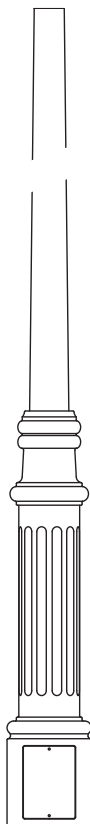
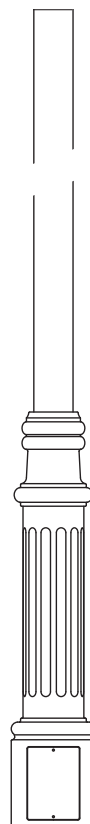
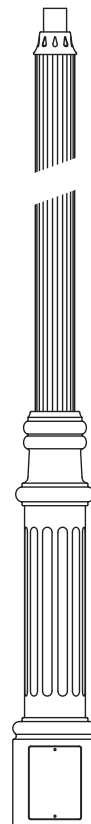
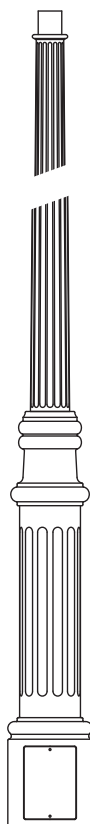
### INSTALLATION

Four 3/4" diameter, hot-dipped galvanized "L" type anchor bolts shall be provided with the post for anchorage. A door shall be provided for wiring and anchor bolt access. It shall be secured with tamper proof, stainless steel hardware. Post will be provided with a grounding stud mounted on the base floor opposite the access door.

Indicate the type of shaft needed (above)



\*\*See installation template for exact door position. Bolt circle dimensions may change on taller poles.

Cast Aluminum-Extruded Poles		10 3/4" Diameter Base x 54" High	
<p>5"- 3" OD 21 __ ' T5 10' 12' 14' 16' 18'</p> <p>SMOOTH TAPERED SHAFT</p> 	<p>5" OD 21 __ ' P5 10' 12' 14' 16' 18'</p> <p>†SMOOTH STRAIGHT SHAFT</p> 	<p>5" OD 21 __ ' FP5 10' 12' 14' 16' 18'</p> <p>†STRAIGHT FLUTED SHAFT</p> 	<p>5"- 3" OD 21 __ ' TFP5 12' 13' 15' 17'</p> <p>TAPERED FLUTED SHAFT</p> 

\*For candy cane poles insert \_\_\_\_ AG ft (feet - above grade height). See diagram on reverse side.

† Tenon not supplied if fixture or arm slips 5" O.D.

# 2100 NEWPORT SERIES

# POSTS / OPTIONS / POST CAPS

## BUILDING A PART NUMBER

### Straight Poles

MODEL/HEIGHT/SHAFT	POST CAP CENTER	OPTIONS	FINISH
21 14 FP5	BCC	FH	BK

### Candy Cane Poles

MODEL/HEIGHT/SHAFT	HEIGHT ABOVE GRADE	OPTIONS	FINISH
21 00 RT5	14 AG		BK

### Part Number Selections

MODEL	HEIGHT	SHAFT <sup>†</sup>
• 21	• 08'	• T5: 5"-3" Tapered Smooth
	• 10'	• P5: 5" Straight Smooth
	• 11'	• FP5: 5" Straight Fluted
	• 12'	• TFP5: 5"-3" Tapered Fluted
	• 14'	*Maximum recommended height 14'
	• 16'	
	• 18'	



T5 - 5"-3" TFP5 - 5"-3"

#### OPTIONS AVAILABLE

- GFI
- GFB
- FH
- SBA
- DBA
- DB Direct Burial
- SBAR
- DSPA
- DHPA
- PA478
- PCD
- SH
- SB
- WHK
- HB Helix Burial

†See first page for height restriction.

### Part Number Selections

MODEL	HEIGHT	SHAFT <sup>†</sup>	ABOVE GRADE
• 21	• 00	• RT5: 5"-3" Tapered Smooth	• 08' AG
		• RP5: 5" Straight Smooth	• 10' AG
		• RFP5: 5" Straight Fluted	• 12' AG
		• RTFP5: 5"-3" Tapered Fluted	• 13' AG
			• 14' AG
			• 16' AG
			• 18' AG

#### POST CENTER CAP

- BCC
- FCC
- SCC
- TFCC
- SSCC

#### STANDARD FINISHES\*

- BKT Black Textured
- WHT White Textured
- PGT Park Green Textured
- ABZT Architectural Medium Bronze Textured
- DBT Dark Bronze Textured

\*Smooth Finishes are available upon request

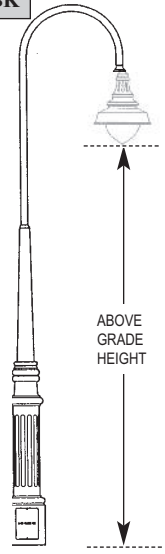
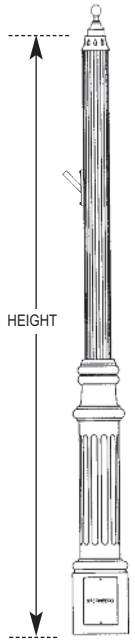
#### CUSTOM FINISHES

- OI Old Iron

- RT Rust
- WBR Weathered Brown
- CD Cedar
- WBK Weathered Black
- TT Two Tone

#### STERNBERG SELECT FINISHES

- VG Verde Green
- SI Swedish Iron
- OWGT Old World Gray Textured



## OPTIONS AVAILABLE

See Accessories Section for more options and information



**GFI** - Ground Fault Interrupter mounts in the pole



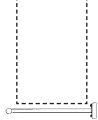
**GFB** - Ground Fault Breaker *inside* base



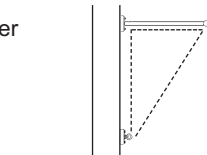
**FH** - Flag Pole Holder mounts on the pole



**SBA** - Single Banner Arm mounts on the pole



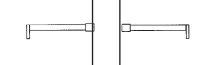
**DBA** - Double Banner Arms mount on same side of the pole




**SBAR**-Single Banner Arm and Ring



**DSPA**-Double Stepped Planter Arms mount on either side



**DHPA**-Double Hooked Planter Arms mount on either side



**PA478**-Decorative Planter Arms with planter rings



**PCD** - Photo Control mounts on door on pole



**SH** - Speaker Hub for mounting speaker, floodlight or signal



**SB** - Sign Bracket mounts on pole to hold signs



**WHK** - Wreath Hook mounts on pole to hold decorations

## POST CENTER CAPS (If Required)

