

1912 SUMMIT SERIES

HID

EPA
NO RLM 1.7 (ft²)
WITH RLM 2.0
(ft²)
WEIGHT
30 LBS



JOB NAME _____

FIXTURE TYPE _____

MEMO _____

BUILD A PART NUMBER

ORDERING EXAMPLE: **2A-1912-150MHP-120-MED-G3-HSHS-FHS/CAS6/6420SRTF/RPBP/BKT**

Mounting Config.	Fixture	Ballast	Volts	Socket	Optic	Lens	Option Control Receptacle	Option Control	Option Fuse	Option Hangstraight	Option House Side Shield	Arm See Arm Spec Sheets	Pole See Pole Spec Sheets	Finish

Mounting Configuration

(Click here to link to mounting configuration specification page)

- 1W • 2A90 • 4A • SH44¹
- 1A • 3A • 1AM • CH44¹
- 2A • 3A90 • 2AM

W = Wall Mount A = Arm Mount AM = Arm Mid-Mount
SH = Stem Hung CH = Chain Hung

¹ Include overall drop length in inches after designation for Stem/Chain application (IE: CH44-48")

Fixture

- 1912 • 1912RLM27

Ballast^{2,3}

- 35HPS⁴ • 150HPS • 100MHP
- 50HPS • 250HPS • 150MHP
- 70HPS • 50MHP • 200MHP
- 100HPS • 70MHP • 250MHP

² Medium base sockets standard with ballasts up to 150 watts
HID. Mogul base sockets are standard for 200 watts and over.

³ Metal halide systems are pulse start.

⁴ 35HPS is 120 volt only.

Volts

- 120 • 208 • 240 • 277 • 347 • 480

Socket

- MED • MOG

Optic

- RO2⁵ • RO3⁵ • RO4⁵ • RO5⁵ • NONE

⁵ Not for use prismatic teardrop lenses (G3, G5, A3 or A5).

Lens

- FG (Flat Glass)
- SG (Sag Glass)
- G3⁶ (Glass Prismatic Teardrop Acorn, Type 3)
- G5⁶ (Glass Prismatic Teardrop Acorn, Type 5)
- A3⁶ (Acrylic Prismatic Teardrop Acorn, Type 3)
- A5⁶ (Acrylic Prismatic Teardrop Acorn, Type 5)

⁶ Vertically mounted lamp, not for use with "RO_" optic.

Options (Click here to view accessories sheet)

- R⁷ 3-Pin control receptacle only
- PE⁸ Twist-Lock Photocontrol (120v-277v)
- PE3⁸ Twist-Lock Photocontrol (347v)
- PE4⁸ Twist-Lock Photocontrol (480v)
- SC⁸ Shorting Cap

- PEC Electronic Button Photocontrol (120v-277v)
- PEC4 Electronic Button Photocontrol (480v)
- FHS⁹ Single Fuse and Holder (120v & 277v)
- FHD⁹ Double Fuse and Holder (208v, 240v & 480v)
- HSHS Standard Horizontal Hangstraight, Spike Finial
- HSHN Standard Horizontal Hangstraight, No Finial
- HSHB Standard Horizontal Hangstraight, Ball Finial
- EZ Vertical Hangstraight, Large, "EZ" Mount
- HSV Vertical Hangstraight, Standard
- HSS 120° House Side Shield

⁷ Mounted on "HSH_" hangstraight only.

⁸ Requires control receptacle.

⁹ Ships loose for installation in base.

Arm (Click here to link to arm specification page)

See Arms & Wall Brackets specification sheets.

- 478E • 91W • CAS • CAF • FFA
- 678 • R2¹⁰ • CSA • CBA • RA
- 6236U • R3¹⁰ • SMA • RSA • DAG
- CDVH • CA

¹⁰ Luminaires above grade height to be 2' higher than pole height

Pole (Click here to link to pole specification page)

See Pole specification sheets.

Finish

Standard Finishes¹¹

- BKT Black Textured
- WHT White Textured
- PGT Park Green Textured
- ABZT Architectural Medium Bronze Textured
- DBT Dark Bronze Textured

¹¹ Smooth finishes are available upon request

Custom Finishes¹²

- CM Custom Match
- OI Old Iron
- RT Rust
- WBR Weathered Brown
- CD Cedar
- WBK Weathered Black
- TT Two Tone

¹² Custom colors require upcharge.

Sternberg Select Finishes

- VG Verde Green
- SI Swedish Iron
- OWGT Old World Gray Textured

Specifications

Fixture

The 1912 Summit series is a small scale decorative downlight. It shall measure 18-1/2" diameter by 19" tall with a flat lens; 18-1/2" diameter by 29-1/8" tall with a teardrop lens. Optional 27" shade also available. The Luminaire shall be UL listed in US and Canada.

Ballast Housing

The ballast housing shall be diecast aluminum, 356 alloy for high tensile strength and corrosion resistance. It shall be hinged to the diecast fitter with stainless steel hinge pin and secured with tool-less stainless steel spring latch. Housing shall be fully gasketed. Gasketing shall be silicone. All ballast components shall be mounted to tool-less quick release ballast tray and be supplied with electrical quick disconnect.

Electrical

HID ballasts shall be high power factor with lamp starting down to -30 degrees C. Medium base and mogul base porcelain sockets are 4KV rated. The ballast/socket assembly shall be pre-wired when ballast is located in the fitter. Ballasts shall be DOE EISA compliant.

Optical Options

NIGHTSKY® STAR-SHIELD® Sealed Roof Optics shall be a roof mounted, an IP66 rated reflector systems which eliminate up light and provide cut-off distribution. The reflector cavity shall be made of a sealed, one piece hydro formed reflector with semi specular finish. Distribution types 2, 3, 4 and 5 are available with a horizontally mounted lamp.

Prismatic Teardrop Lens shall be a precisely molded one piece lens with pyramid prisms that redirects light to maximize efficiency and limit glare. Distribution types 3 and 5 are available with a vertically mounted lamp.

See next page



SternbergLighting

ESTABLISHED 1923 / EMPLOYEE OWNED

800-621-3376
555 Lawrence Ave., Roselle, IL 60172
info@sternberglighting.com
www.sternberglighting.com

Photocontrols

Button Style: The photocontrol shall be mounted on the fixture and pre-wired to the ballast. The electronic button type photocontrol is instant on with a 5-10 second turn off, and shall turn on at 1.5 footcandles with a turn-off at 2-3 footcandles. Photocontrol is 120-277 volt and warranted for 6 years. See pole spec sheet for pole mounted version.

Twist-Lock Style: The photocontrol shall be mounted on the hang-straight and pre-wired to ballast. The twist lock type photocontrol is instant on with a 3-6 second turn off, and shall turn on at 1.5 footcandles with a turn-off at 2-3 footcandles. Photocontrol is 120-277 volt and warranted for 6 years.

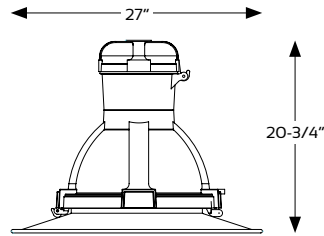
Warranty

Five-year limited warranty. See product and finish warranty guide for details.

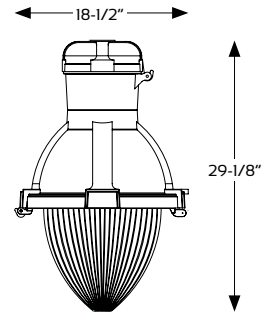
Finish

Refer to website for details.

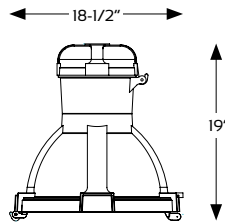
Fixtures



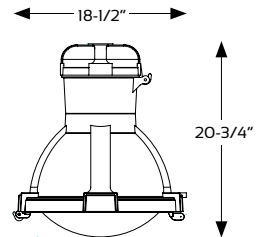
1912-FG-RLM27



1912-A5



1912-FG



1912-SG