

1827 HARBORTOWN SERIES

SPECIFICATIONS

GENERAL

The 1827 Harbortown fixture is a medium scale, maritime theme design. It features a cylindrical body, decorative cast aluminum cage, dome roof and a simulated fresnel clear lens. It shall be designed to provide tool-less entry to lamp and ballast for ease of maintenance.

POST FITTER

The fitter shall be heavy wall cast aluminum, 356 alloy for high tensile strength. It shall have an inside diameter opening to accept a 4" round pole or tenon. When ordered with a Sternberg aluminum pole, the fitter shall be set screwed to the pole top or tenon.

BALLAST HOUSING

The ballast housing shall be heavy wall cast aluminum, 356 alloy for high tensile strength. The housing shall be cast as an integral part of the fitter to prevent water entry into the ballast compartment and to ensure high capacity heat sinking of ballast temperatures, keeping the ballast cooler and ensuring long life. The ballast mounting plate shall be cast aluminum and provide tool-less removal from the housing using snap finger latches.

ELECTRICAL

Fixture shall be U.L. or E.T.L. listed in U.S. and Canada. H.I.D. ballasts shall be high power factor with lamp starting down to -30 degrees C. Medium base and mogul base porcelain sockets are 4KV rated. The ballast/socket assembly shall be pre-wired when ballast is located in the fixture. All compact fluorescent (PL) ballasts shall be instant start electronic with a starting temperature of down to 0 degrees F. They shall have a 4-pin socket to accept quad or triple tube lamps. Ballasts shall be DOE EISA compliant.

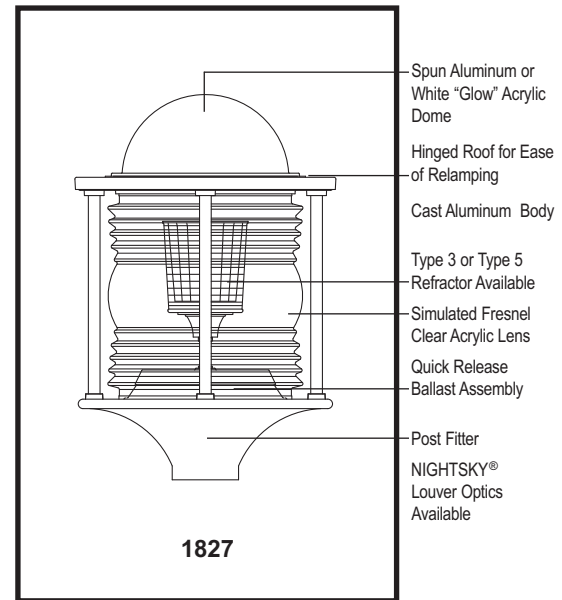
FIXTURE HOUSING

The 1827 fixture shall be 19" wide and the overall height shall be 28". It shall be made of heavy wall cast aluminum, 356 alloy and lens shall be made of vandal resistant clear acrylic. The 1827SR features a spun aluminum roof dome painted in white. The 1827GT features a white translucent acrylic roof dome which glows when fixture is lighted.

OPTICAL OPTIONS

Refractors shall be 6" diameter borosilicate glass with an I.E.S. Type 3 (RE3) or Type 5 (RE5) distribution. It shall be secured to the socket stem with 3/8" plated steel threaded pipe nipple and rest on a cast aluminum holder with anti-shock gasket. The refractor will be secured to cast holder with a quarter-turn internal aluminum twist ring for ease of maintenance.

The NIGHTSKY® OPTI-SHIELD® Louver Optic System (LO) shall be a multi-tier reflector with 7" diameter rings to produce an I.E.S. Cut-off Type 3 or 5 distribution. The Louver Optic System shall be made of highly specular anodized aluminum and shall come standard with medium base socket.

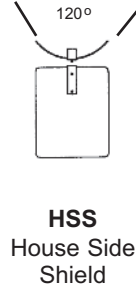
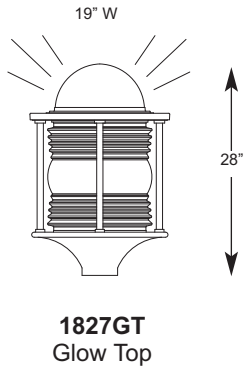



**EPA = 000 (ft²)
WEIGHT = 33 LBS**



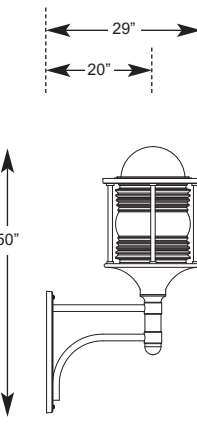
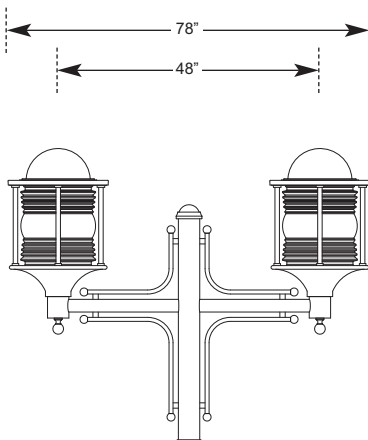

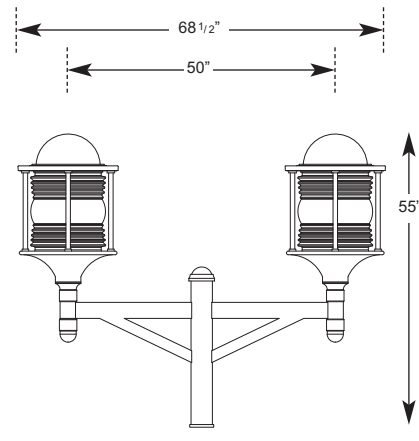

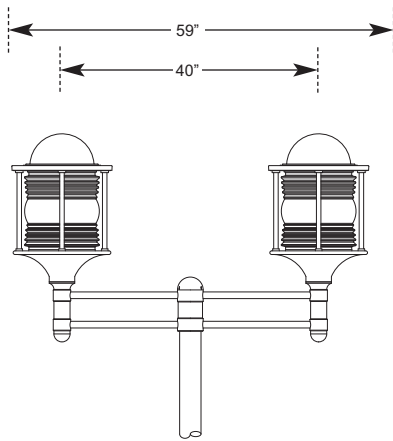

1827 HARBORTOWN

FIXTURES/FITTERS/ARMS PM-WB


FIXTURES OPTICAL SYSTEMS



ARMS - POST MOUNT or WALL BRACKETS (WB) See Arms Section for more information

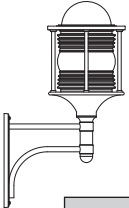


BUILDING A PART NUMBER



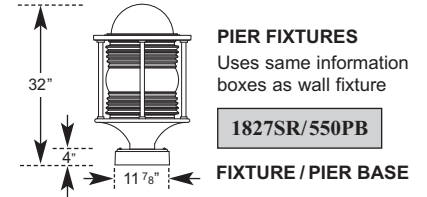
POST & ARM FIXTURES

ARM MOUNTED FIXTURE	CENTER POST TOP FIXTURE (PT)	POST	POST CAP	LIGHT SOURCE BALLAST	OPTICS	OPTIONS	FINISH
NO. OF ARMS	FIXTURE / POSTARM	FIXT.	(See Post Section)	WATTS / TYPE / VOLTS			
2	1827SR/HM	PT	3318P5	BC	100MHP120	LO3	PEC / BK



WALL FIXTURES

FIXTURE / WALL BRACKET	LIGHT SOURCE BALLAST	OPTICS	OPTIONS	FINISH
1827SR/VCWB	100MHP120	LO3	MHP100/MED	BK



PART NUMBER SELECTIONS

FIXTURE

- 1827SR
- 1827GT⁴

OPTICS

- RE3
- RE5
- HSS
- LO3
- LO5

POST ARMS

- OMPT
- HMPT
- OLPT
- VCPM
- VLPM
- VFPM

VOLTAGES

- 120
- 208
- 240
- 277
- 480
- MULTI (120-277)

WALL BRACKET ARMS

- OMWB
- HMWB
- OLWB
- VCWB
- VLWB
- VFWB

PIER BASE

- 550PB

HANGING TYPE

- HCH44
- HSH44

BALLASTS^{2,5}

- 35HPS¹
- 50HPS
- 70HPS
- 100HPS
- 150HPS
- 250HPS
- 50MHP
- 70MHP
- 100MHP
- 150MHP
- 200MHP
- 250MHP

LAMPS⁵

- HPS35/MED
- HPS50/MED
- HPS70/MED
- HPS100/MED
- HPS150/MED
- HPS250/MOG/ED18
- MHP50/MED
- MHP70/MED
- MHP100/MED
- MHP150/MED
- MHP200/MOG/ED28
- MHP250/MOG/ED28

STANDARD FINISHES*

- BKT Black Textured
- WHT White Textured
- PGT Park Green Textured
- ABZT Architectural Medium Bronze Textured
- DBT Dark Bronze Textured

*Smooth Finishes are available upon request

CUSTOM FINISHES

- OI Old Iron
- RT Rust
- WBR Weathered Brown
- CD Cedar
- WBK Weathered Black
- TT Two Tone

STERNBERG SELECT FINISHES

- VG Verde Green
- SI Swedish Iron
- OWGT Old World Gray Textured

OPTIONS

- PEC1 Photocell-Bimetal 120 Volt
- PEC2 Photocell-Bimetal 208-277 Volt
- PEC1-E Photocell-Electronic 120 Volt
- PEC2-E Photocell-Electronic 208-277 Volt
- FHS Single Fuse and Holder-120,277 Volt
- FHD Dual Fuse and Holder-208,240,480 Volt
- QR Quartz Re-Strike
- LAMPS Select from List

NOTES:

- ¹ 35HPS is 120 volt only.
- ² MED base only when used to house lamp.
- ³ Medium base sockets standard with ballasts up to 150 watts HID. Mogul base sockets are standard with
- ballasts 200 watts and over. 4-pin for PL.
- ⁴ RE3G or RE5G optics only, 150 watt max.
- ⁵ Metal halide systems are pulse start.

1827 HARBORTOWN SERIES

SPECIFICATIONS

**LIST NO. 1827
HARBORTOWN
SERIES**

House Side Shield (HSS) is an option which will block up to 120° of light in any one direction.

QUARTZ RE-STRIKE

The 1827 fixture can be supplied with an optional quartz re-strike system to retain constant fixture light if the H.I.D. lamp fails. The fixture will be equipped with a 100 watt quartz lamp and a controller to run on a 120 volt circuit and must be used in conjunction with a 120 volt or multi-tap ballast.

PHOTOCELLS

Photocells shall be either the thermo bi-metal button type or the electronic button type. On single post top fixtures the photocell shall be mounted in the fitter and pre-wired to ballast. On multiple head fixture assemblies photocells shall be mounted in the pole shaft on an access plate and are not pre-wired as ballast housing assemblies and fitters are packaged separately for ease of wiring to source. The thermo bi-metal photocell shall be designed to turn on at 1.0 footcandle and turn off at not more than 5 footcandles. The electronic button type photocell is instant on and a 5-10 second turn off and shall turn on at 1.5 footcandles with a turn-off at 2-3 footcandles. Photocells are either 120 volt or 208 thru 277 volt.

ARMS

All arms are made of cast aluminum and/or extruded aluminum. Arms with decorative filigree have meticulously detailed scroll work and gracefully curved brackets. All 1827 fixtures shall be bolted to the arm to ensure arms will be plumb, secure and level over the life of the installation.

FINISH

Prior to coating, each assembly shall be chemically cleaned and etched in a 5-stage washing system which includes alkaline cleaning, rinsing, phosphoric etching, reverse osmosis water rinsing and non-chrome sealing to ensure corrosion resistance and excellent adhesion for the finish coating. The finish coating shall be electrostatically applied semi-gloss, super durable polyester powder baked at 400 degrees for a durable and superior, color retentive finish. Our optional antique Verde Green finish and Swedish Iron finish are hand brushed using a 3-step process. The total assembly shall be wrapped in shockproof wrapping or fully enclosed in corrugated cartons.

WARRANTY

Five-year limited warranty. See product and finish warranty guide for details.

