

# 1800 MESA SERIES

# SPECIFICATIONS

### GENERAL

The \_\_\_ ft tall\* decorative post shall be aluminum, one-piece construction. The 14" diameter cast aluminum fluted base shall be constructed with a \_\_\_ inch diameter aluminum shaft. The model shall be Sternberg Lighting Number #1800 or #1800R for candy cane poles. The pole shall be U.L. or E.T.L. listed in U.S. and Canada.

### CONSTRUCTION

The base shall be designed with a decorative curved pedestal bottom section that transitions to a sixteen flute base section and shall be made of heavy wall, 356 alloy cast aluminum and ASTM 6061 extruded aluminum. It shall have a 3/4" thick floor cast as an integral part of the base. The base top will have an ornamental transition to the shaft.

\_\_\_ The **smooth tapered shaft** shall be made of ASTM 6063 extruded aluminum and tempered to a T6 condition.

\_\_\_ The **smooth straight shaft** shall be made of ASTM 6063 extruded aluminum and tempered to a T6 condition.

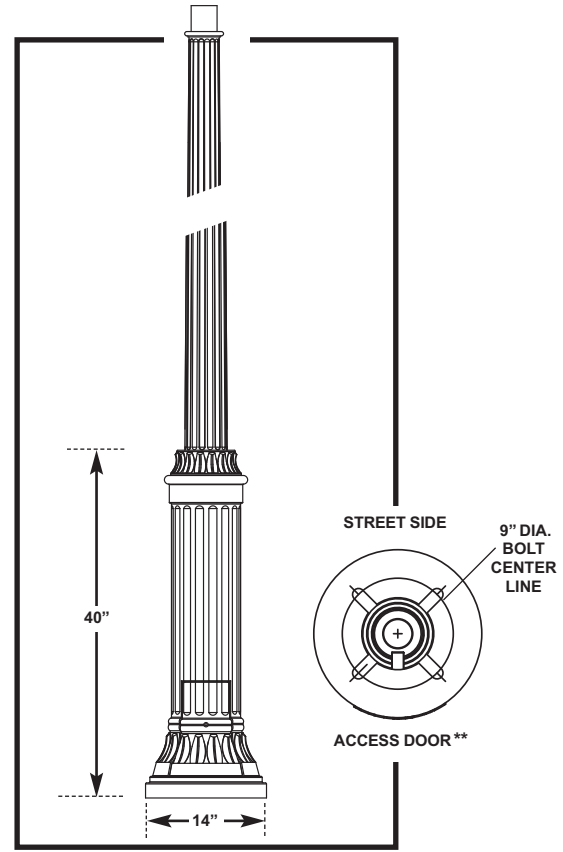
\_\_\_ The **straight fluted shaft** shall be made of ASTM 6061 extruded aluminum and tempered to a T6 condition. It shall have a decorative fluted 3" O.D. tenon.

\_\_\_ The **cast tapered fluted shaft** shall be made of heavy wall, 356 alloy cast aluminum.








### INSTALLATION

Four 3/4" diameter, hot-dipped galvanized "L" type anchor bolts shall be provided with the post for anchorage. A door shall be provided for wiring and anchor bolt access. It shall be secured with tamper proof, stainless steel hardware. Post will be provided with a grounding stud mounted on the base floor opposite the access door.

Indicate the type of shaft needed (above)



\*\*See installation template for exact door position. Bolt circle dimensions may change on taller poles.

Cast Aluminum-Extruded Poles		14" Diameter Base x 40" High	
NOTE: 20' and taller poles available with clamshell or slip over bases.			
5" - 3" OD	5" OD	5" - 3" OD	6" - 4" OD
18 ___ 'T5	18 ___ 'FP5	18 ___ 'TFP5	18 ___ 'TFP6
10' 12' 14'	10' 12' 14'	10'2" 11'2"	11'2" 13'2"
16' 18'	16' 18'	13'2" 15'2"	15'2"
SMOOTH TAPERED SHAFT	† STRAIGHT FLUTED SHAFT	TAPERED FLUTED SHAFT	TAPERED FLUTED SHAFT
† P5 SMOOTH STRAIGHT SHAFT AVAILABLE			
			

\* For candy cane poles insert \_\_\_ AG ft (feet - above grade height). See diagram on reverse side.

† Tenon not supplied if fixture or arm slips shaft O.D.

# 1800 MESA SERIES

# POSTS / OPTIONS / POST CAPS

## BUILDING A PART NUMBER








### Straight Poles

MODEL / HEIGHT / SHAFT	POST CAP CENTER	OPTIONS	FINISH
18 12 FP5	BCC	FH	BK

### Candy Cane Poles

MODEL / HEIGHT / SHAFT	HEIGHT ABOVE GRADE	OPTIONS	FINISH
18 00 RT5	12 AG		BK

### Part Number Selections

MODEL	HEIGHT	SHAFT
• 18	• 08'	• T5: 5"-3" Tapered Smooth
FP5 - 5"	• 10'	• P5: 5" Straight Smooth
	• 11'	• FP5: 5" Straight Fluted
	• 12'	• TFP5: 5" Tapered Fluted
T5 - 5"-3"	• 13'	• TFP6: 6" Tapered Fluted
	• 14'	
	• 15'	
	• 16'	
TFP5 - 3"	• 18'	
		
		

#### OPTIONS AVAILABLE

- GF1
- GF2
- FH
- SBA
- DBA
- DB Direct Burial
- SBAR
- DSPA
- DHPA
- PA478
- PCD
- SH
- SB
- WHK
- HB Helix Burial

### Part Number Selections

MODEL	HEIGHT	SHAFT	ABOVE GRADE
• 18	• 00	• RT5: 5"-3" Tapered Smooth	• 08' AG
		• RP5: 5" Straight Smooth	• 10' AG
		• RFP5: 5" Straight Fluted	• 12' AG
		• RTFP5: 5" Straight Fluted	• 14' AG
		• RTFP6: 6" Straight Fluted	

#### POST CENTER CAP (If Required)

- BCC
- FCC
- SCC
- TFCC

#### STANDARD FINISHES\*

- BKT Black Textured
- WHT White Textured
- PGT Park Green Textured
- ABZT Architectural Medium Bronze Textured
- DBT Dark Bronze Textured

\*Smooth Finishes are available upon request

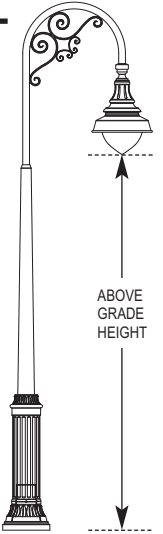
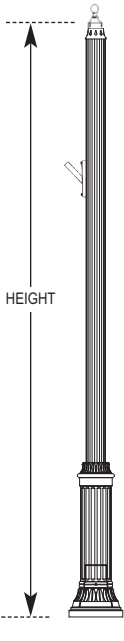
#### CUSTOM FINISHES

- OI Old Iron

- RT Rust
- WBR Weathered Brown
- CD Cedar
- WBK Weathered Black
- TT Two Tone






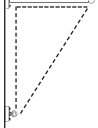

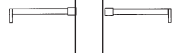





#### STERNBERG SELECT FINISHES

- VG Verde Green
- SI Swedish Iron
- OWGT Old World Gray Textured








## OPTIONS AVAILABLE

See Accessories Section for more options and information

    	<p><b>GF1</b> - Ground Fault Interrupter mounts in the pole</p> <p><b>GF2</b> - Ground Fault Breaker <i>inside</i> base</p> <p><b>FH</b> - Flag Pole Holder mounts on the pole</p> <p><b>SBA</b> - Single Banner Arm mounts on the pole</p> <p><b>DBA</b> - Double Banner Arms mount on same side of the pole</p>	   	<p><b>SBAR</b> - Single Banner Arm and Ring</p> <p><b>DSPA</b> - Double Stepped Planter Arms mount on either side</p> <p><b>DHPA</b> - Double Hooked Planter Arms mount on either side</p> <p><b>PA478</b> - Decorative Planter Arms with planter rings</p>	   	<p><b>PCD</b> - Photo Control mounts on door on pole</p> <p><b>SH</b> - Speaker Hub for mounting speaker, floodlight or signal</p> <p><b>SB</b> - Sign Bracket mounts on pole to hold signs</p> <p><b>WHK</b> - Wreath Hook mounts on pole to hold decorations</p>
---	---	--	---	--	--

## POST CENTER CAPS (If Required)

	<b>BCC</b> - Ball Center Cap		<b>SCC</b> - Spiked Center Cap		<b>SSCC</b> - Side Spiked Center Cap
	<b>FCC</b> - Finial Center Cap		<b>TFCC</b> - Tall Finial Center Cap		