



1527LED OMEGA SERIES

LED

EPA
.93 (ft²)
WEIGHT
38 LBS

7 YEAR
WARRANTY

LUMEN
RANGE
5,605 to
17,990

LIFE SPAN
L70
MINIMUM
100,000
HOURS

UL
LISTED

CLICK
FOR FAQ'S

RATED
IP65

JOB NAME _____

FIXTURE TYPE _____

MEMO _____

BUILD A PART NUMBER

ORDERING EXAMPLE: **2A-1527LED-F-24L40T3-MDLO18-SV1-HSHS/CA4/5214P5/RCC/BKT**

Mounting Config.	Fixture	Shade Edge	LED	CCT	Distribution Type	Driver	Lens	Optional Control Receptacle	Optional Control	Option Fuse	Option Hangstraight	Option Term. Block	Option House Side Shield	Arm See Arm Spec Sheets	Pole See Pole Spec Sheets	Finish

Mounting Configuration

(Click here to link to mounting configuration specification page)

- 1W • 2A90 • 4A • SH44¹
- 1A • 3A • 1AM • CH44¹
- 2A • 3A90 • 2AM • CAT

W = Wall Mount A = Arm Mount AM = Arm Mid-Mount
SH = Stem Hung CH = Chain Hung CAT = Catenary

¹Include overall drop length in inches after designation for Stem/Chain application (IE: CH44-48")

Fixture

- 1527LED • 1527LEDSM

Shade Edge

- R (Round Edge) • F (Flared Edge)

LED

- 32L • 24L • 12L

CCT - Color Temperature (K)

- 27(00) • 30(00) • 40(00) • 50(00)

Distribution Type

- T2 • T3 • T4 • T5

Driver

- MDLO18 (120V-277V, 180mA)
- MDHO18 (347V-480V, 180mA)
- MDLO14² (120V-277V, 140mA)
- MDHO14² (347V-480V, 140mA)

² 32L or 24L system only

Lens

- FG (Flat Glass)
- SG (Sag Glass)
- FSG (Frosted Sag Glass)
- SV1 (Flat Soft Vue Light Diffused Acrylic)
- SV2 (Flat Soft Vue Moderate Diffused Acrylic)
- SV4 (Flat Soft Vue Maximum Diffused Acrylic)

Options (Click here to view accessories sheet)

- R7³ 7-Pin control receptacle only
- PE⁴ Twist-Lock Photocontrol (120V-277V)
- PE³ Twist-Lock Photocontrol (347V)
- PE⁴ Twist-Lock Photocontrol (480V)
- SC⁴ Shorting Cap
- PEC Electronic Button Photocontrol (120V-277V)

- PEC4 Electronic Button Photocontrol (480V)
- FHD⁵ Double Fuse and Holder
- HSHS⁶ Standard Horizontal Hangstraight, Spike Finial
- HSHN⁶ Standard Horizontal Hangstraight, No Finial
- HSHB⁶ Standard Horizontal Hangstraight, Ball Finial
- HSCB⁶ Clamp Style Horizontal Hangstraight, Ball Finial
- HSCS⁶ Clamp Style Horizontal Hangstraight, Spike Finial
- HSCN⁶ Clamp Style Horizontal Hangstraight, No Finial
- EZ⁶ Vertical Hangstraight, Large, "EZ" Mount
- TB Terminal Block
- HSS 120° House Side Shield
- BLOC Back Light Optical Control

³ Only available with HSH_, HSC_, & SM.

⁴ Requires control receptacle.

⁵ Ships loose for installation in base.

⁶ Not for use with 1527LEDSM.

Arm (Click here to link to arm specification page)

See Arms & Wall Brackets specification sheets.

- CA • CSA • FFA • CAS
- DAG • R2⁷ • R3⁷ • RA

⁷ Luminaires above grade height to be 2' higher than pole height, REQUIRES "EZ" hangstraight.

Pole (Click here to link to pole specification page)

See Pole specification sheets.

Finish

Standard Urban Finishes (Click here to view paint finish sheet)

- UGMT Gun Metal Textured
- UGM Gun Metal Matte
- UBT Urban Bronze Textured
- UB Urban Bronze Matte
- ULBT Urban Light Bronze Textured
- ULB Urban Light Bronze Matte
- USLT Urban Silver Textured
- USL Urban Silver Matte
- UWHT Urban White Textured
- UWH Urban White Matte
- UCHS Urban Champagne Satin Smooth
- BKT Black Textured

Custom Urban Finishes⁸

- CM Custom Match

⁸Smooth finishes are available upon request.

Specifications

Fixture

The 1527LED Omega series is medium scale, decorative downlight fixture with a spun aluminum bell styled dome. The dome is available with two types of shades: round edge (R) and flared edge (F) styles. The luminaire measures 27" outside diameter and 19" overall height. The luminaire has a hinged door for tool-less driver and LED access. The luminaire is U.L. listed in U.S. and Canada.

LEDs

The luminaire shall use high output, high brightness LED's. They shall be mounted in arrays, on printed circuit boards designed to maximize heat transfer to the heat sink surface. The arrays shall be roof mounted to minimize up-light. The LED's and printed circuit boards shall be 100% recyclable; they shall also be protected from moisture and corrosion by a conformal coating. They shall not contain lead, mercury or any other hazardous substances and shall be RoHS compliant. The LED life rating data shall be determined in accordance with IESNA LM-80. The High Performance white LED's will have a life expectancy of approximately 100,000 hours with not less than 70% of original brightness (lumen maintenance), rated at 25°C. The High Brightness, High Output LED's shall be 4000K (2700K, 3000K or 5000K option) color temperature with a minimum _____ (see table) delivered initial lumen rating when operated at steady state with an average ambient temperature of 25°C (77°F).

Optics

The luminaire shall be provided with refractor type optics applied to each LED array. The luminaire shall provide Type ____ (2, 3, 4 or 5)

See next page

light distribution per the IESNA classifications. Testing shall be done in accordance with IESNA LM-79.

BLOC Optic: An optional "Back Light Optical Control" shield can be provided at the factory. This is an internal optic level "House Side Shield" offering significantly reduced backlight and glare while maintaining the original design aesthetics of the luminaire.

Electronic Drivers

The LED driver shall be U.L. Recognized. It shall be securely mounted inside the fixture, for optimized performance and longevity. It shall be supplied with a quick-disconnect electrical connector on the power supply, providing easy power connections and fixture installation. It shall have overload, overheat and short circuit protection, and have a DC voltage output, constant current design, 50/60HZ. It shall be supplied with line-ground, line-neutral and neutral-ground electrical surge protection in accordance with IEEE/ANSI C62.41.2 guidelines. It shall be a high efficiency driver with a THD less than 20% and a high power factor greater than .9. It shall be dimming capable using a 0-10v signal, consult factory for more information.

Photocontrols

Button Style: The photocontrol shall be mounted on the fixture and pre-wired to driver. The electronic button type photocontrol is instant on with a 5-10 second turn off, and shall turn on at 1.5 footcandles with a turn-off at 2-3 footcandles. Photocontrol is 120-277 volt and warranted for 6 years. This option removes the current IP rating. See pole spec sheet for pole mounted version.

Twist-Lock Style: The photocontrol shall be mounted externally on the fixture (1527LEDSM), or mounted on the hang-straight, and pre-wired to driver. The twist lock type photocontrol is instant on with a 3-6 second turn off, and shall turn on at 1.5 footcandles with a turn-off at 2-3 footcandles. Photocontrol is 120-277 volt and warranted for 6 years.

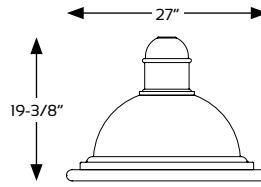
Warranty

Seven-year limited warranty. See product and finish warranty guide for details.

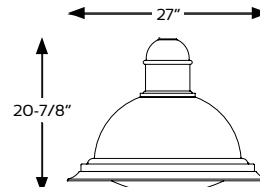
Finish

Refer to website for details.

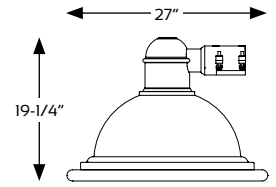
Fixtures



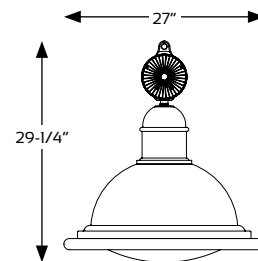
1527LED-R
(Flat Lens)



1527LED-F
(Sag Lens)




1527LEDSM-R
(Flat Lens)



CAT-1527LED-R
(Sag Lens)


Options

R-PE



Twist-lock
receptacle
with photocell

PEC



Electronic
button
photocell

FHD Fuse holder



1527LED OMEGA SERIES

LED

Performance (Based on FG Lens)

MODEL #	T2 LUMENS	BUG	EFFICACY (LPW)	T3 LUMENS	BUG	EFFICACY (LPW)	T4 LUMENS	BUG	EFFICACY (LPW)	T5 LUMENS	BUG	EFFICACY (LPW)	WATTS
32L40T_-MDL018	17865	B3U0G3	116.0	17960	B3U0G3	116.6	17015	B3U0G3	110.5	17990	B4U0G2	116.8	154
32L30T_-MDL018	17035	B3U0G3	110.6	17125	B3U0G3	111.2	16225	B3U0G3	105.4	17155	B4U0G2	111.4	154
32L27T_-MDL018	15400	B2U0G2	100.0	15485	B2U0G2	100.6	14670	B2U0G2	95.3	15510	B4U0G2	100.7	154
32L40T_-MDL014	14750	B2U0G2	125.0	14840	B2U0G2	125.8	14030	B2U0G2	118.9	14845	B3U0G2	125.8	118
32L30T_-MDL014	14065	B2U0G2	119.2	14150	B2U0G2	119.9	13375	B2U0G2	113.3	14155	B3U0G2	120.0	118
32L27T_-MDL014	12715	B2U0G2	107.8	12795	B2U0G2	108.4	12095	B2U0G2	102.5	12795	B3U0G2	108.4	118
24L40T_-MDL018	13680	B2U0G2	116.9	13740	B2U0G2	117.4	13070	B2U0G2	111.7	13770	B3U0G2	117.7	117
24L30T_-MDL018	13045	B2U0G2	111.5	13100	B2U0G2	112.0	12460	B2U0G2	106.5	13130	B3U0G2	112.2	117
24L27T_-MDL018	11795	B2U0G2	100.8	11845	B2U0G2	101.2	11265	B2U0G2	96.3	11870	B3U0G2	101.5	117
24L40T_-MDL014	11015	B2U0G2	125.2	11050	B2U0G2	125.6	10505	B2U0G2	119.4	11090	B3U0G2	126.0	88
24L30T_-MDL014	10500	B2U0G2	119.3	10535	B2U0G2	119.7	10015	B2U0G2	113.8	10575	B3U0G2	120.2	88
24L27T_-MDL014	9495	B2U0G2	107.9	9525	B2U0G2	108.2	9055	B2U0G2	102.9	9560	B3U0G2	108.6	88
12L40T_-MDL018	6835	B1U0G1	113.9	6915	B1U0G1	115.3	6500	B1U0G2	108.3	6910	B3U0G1	115.2	60
12L30T_-MDL018	6515	B1U0G1	108.6	6595	B1U0G1	109.9	6195	B1U0G2	103.3	6590	B3U0G1	109.8	60
12L27T_-MDL018	5890	B1U0G1	98.2	5960	B1U0G1	99.3	5605	B1U0G1	93.4	5955	B2U0G1	99.3	60