

1480 DEL MAR SERIES

SPECIFICATIONS

GENERAL

The 1480 Del Mar fixture is a medium scale, contemporary down light with unique detail. It features a caged aluminum body and flared aluminum shades around a large diameter acrylic tube lens. It shall have a 1/4 turn, tool-less removable housing for ease of relamping and maintenance.

BALLAST HOUSING

The ballast housing shall be heavy wall cast aluminum, 356 alloy for high tensile strength. The housing shall be cast as an integral part of the fitter to prevent water entry into the ballast compartment and to ensure high capacity heat sinking of ballast temperatures, keeping the ballast cooler and ensuring long life. The ballast mounting plate shall be cast aluminum and provide tool-less removal from the housing using 2 ea finger latches.

ELECTRICAL

Fixture shall be U.L. or E.T.L. listed in U.S. and Canada. H.I.D. ballasts shall be high power factor with lamp starting down to -30 degrees C. Medium base and mogul base porcelain sockets are 4KV rated. The ballast/socket assembly shall be pre-wired when ballast is located in the fixture. All compact fluorescent (PL) ballasts shall be instant start electronic with a starting temperature of down to 0 degrees F. They shall have a 4-pin socket to accept quad or triple tube lamps. Ballasts shall be DOE EISA compliant.

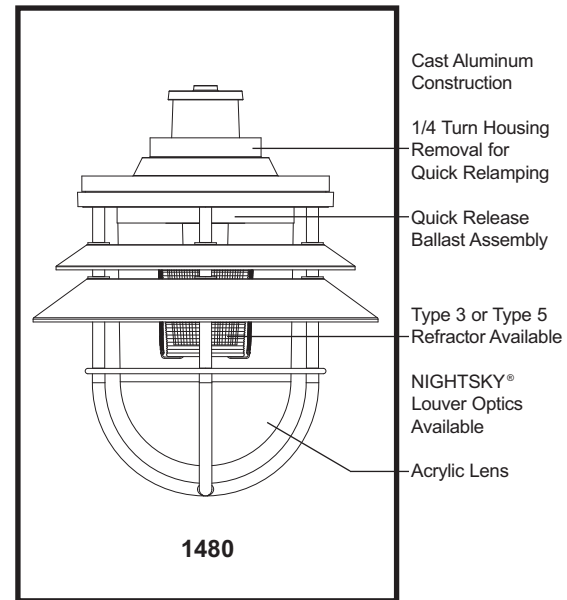
FIXTURE HOUSING

The 1480 fixture shall be 24" wide and the overall height shall be 28 1/2". It shall be made of heavy wall cast aluminum, 356 alloy, extruded aluminum fabricated tube cage, two spun aluminum shades and the lens shall be made of vandal resistant acrylic. The 1480CA features a large clear acrylic tube lens. The 1480FR features a large, frosted acrylic tube lens.

OPTICAL OPTIONS

Refractors shall be 6" diameter borosilicate glass with an I.E.S. Type 3 (RE3) or Type 5 (RE5) distribution. It shall be secured to the socket stem with 3/8" plated steel threaded pipe nipple and rest on a cast aluminum holder with anti-shock gasket. The refractor will be secured to cast holder with a quarter-turn internal aluminum twist ring for ease of maintenance.

The NIGHTSKY® OPTI-SHIELD® Louver Optic System (LO) shall be a multi-tier reflector with 7" diameter rings to produce an I.E.S. Cut-off Type 3 or 5 distribution. The Louver Optic System shall be made of highly specular anodized aluminum and shall come standard with medium base socket.



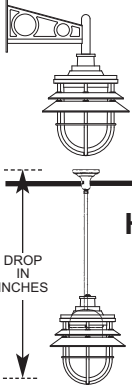
**EPA = 0.85 (ft²)
WEIGHT = 26 LBS**

BUILDING A PART NUMBER



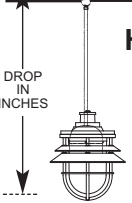
POST & ARM FIXTURES

| ARM MOUNTED FIXTURE | | CENTER POST TOP FIXTURE (PT) | POST | POST CAP | LIGHT SOURCE BALLAST | OPTICS | OPTIONS | FINISH |
|---------------------|-----------------|------------------------------|--------------------|----------|----------------------|--------|------------|--------|
| NO. OF ARMS | FIXTURE/POSTARM | FIXTURE | (See Post Section) | | WATTS / TYPE / VOLTS | | | |
| 1 | 1480CA/OHPM | | 3214P4 | | 100MH120 | RE3 | MHP100/MED | BK |



WALL FIXTURES

| FIXTURE / WALL BRACKET | LIGHT SOURCE BALLAST | OPTICS | OPTIONS | FINISH |
|------------------------|----------------------|--------|-----------|--------|
| | WATTS / TYPE / VOLTS | | | |
| 1480FA/OJWB | 70MHP120 | RE3 | MHP70/MED | BK |



HANGING FIXTURES

| FIXTURE / HANGING BRACKET | OVERALL DROP IN INCHES | BALLAST | OPTICS | OPTIONS | FINISH |
|---------------------------|------------------------|----------------------|--------|---------|--------|
| | | WATTS / TYPE / VOLTS | | | |
| 1480CA/SH44 | 60 INCHES | 150 HPS208 | RE3G | | BK |

PART NUMBER SELECTIONS

FIXTURES

- 1480CA
- 1480FA

OPTICS

- LO3
- LO5
- RE3
- RE5

VOLTAGES

- 120
- 208
- 240
- 277
- 480
- MULTI (120-277)

OPTIONS

- PEC1 Photocell-Bimetal 120 Volt
- PEC2 Photocell-Bimetal 208-277 Volt
- PEC1-E Photocell-Electronic 120 Volt
- PEC2-E Photocell-Electronic 208-277 Volt
- FHS Single Fuse and Holder-120,277 Volt
- FHD Dual Fuse and Holder-208,240,480 Volt
- QR Quartz Re-Strike
- HS Hangstraight
- LAMPS Select from List

POST ARMS

Single / Double

- OAPT
- OBPM
- OCPM
- ODPT
- OEPT
- OFPT
- OGPT
- OHPM
- OIPM
- OJPM
- OLPT
- ONPT
- OQ

WALL

BRACKET ARMS

- OBWB
- OCWB
- OGWB
- OHWB
- OJWB
- OLWB
- ONWB
- OQWB

HANGING TYPE

- SH44

BALLASTS²

- 35HPS¹
- 50HPS
- 70HPS
- 100HPS
- 150HPS
- 250HPS
- 50MHP
- 70MHP
- 100MHP
- 150MHP
- 175MHP⁴
- 200MHP
- 250MHP

LAMPS³

- HPS35/MED
- HPS50/MED
- HPS70/MED
- HPS100/MED
- HPS150/MED
- HPS250/MOG/18
- MHP50/MED
- MHP70/MED
- MHP100/MED
- MHP150/MED
- MHP175/MOG/ED28⁴
- MHP200/MOG/ED28
- MHP250/MOG/ED28

STANDARD FINISHES*

- BKT Black Textured
- WHT White Textured
- PGT Park Green Textured
- ABZT Architectural Medium Bronze Textured
- DBT Dark Bronze Textured

*Smooth Finishes are available upon request

CUSTOM FINISHES

- OI Old Iron
- RT Rust
- WBR Weathered Brown
- CD Cedar
- WBK Weathered Black
- TT Two Tone

STERNBERG SELECT FINISHES

- VG Verde Green
- SI Swedish Iron
- OWGT Old World Gray Textured

NOTES:

- ¹ 35HPS is 120 volt only.
- ² Medium base sockets standard with ballasts up to 150 watts HID. Mogul base sockets are standard with
- ballasts 200 watts and over. 4-pin for PL.
- ³ Metal halide systems are pulse start.
- ⁴ Consult factory for limitations.

1480 DEL MAR SERIES

SPECIFICATIONS

**LIST NO. 1480
DEL MAR
SERIES**

QUARTZ RE-STRIKE

The 1480 fixture can be supplied with an optional quartz re-strike system to retain constant fixture light if the H.I.D. lamp fails. The fixture will be equipped with a 100 watt quartz lamp and a controller to run on a 120 volt circuit and must be used in conjunction with a 120 volt or multi-tap ballast.

PHOTOCELLS

Photocells shall be either the thermo bi-metal button type or the electronic button type. On single post top fixtures the photocell shall be mounted in the fitter and pre-wired to ballast. On multiple head fixture assemblies photocells shall be mounted in the pole shaft on an access plate and are not pre-wired as ballast housing assemblies and fitters are packaged separately for ease of wiring to source. The thermo bi-metal photocell shall be designed to turn on at 1.0 footcandle and turn off at not more than 5 footcandles. The electronic button type photocell is instant on and a 5-10 second turn off and shall turn on at 1.5 footcandles with a turn-off at 2-3 footcandles. Photocells are either 120 volt or 208 thru 277 volt.

ARMS

All arms are made of cast aluminum and/or extruded aluminum. Arms with decorative filigree have meticulously detailed scroll work and gracefully curved brackets. All 1480 fixtures shall be bolted to the arm to ensure arms will be plumb, secure and level over the life of the installation.

FINISH

Prior to coating, each assembly shall be chemically cleaned and etched in a 5-stage washing system which includes alkaline cleaning, rinsing, phosphoric etching, reverse osmosis water rinsing and non-chrome sealing to ensure corrosion resistance and excellent adhesion for the finish coating. The finish coating shall be electrostatically applied semi-gloss, super durable polyester powder baked at 400 degrees for a durable and superior, color retentive finish. Our optional antique Verde Green finish and Swedish Iron finish are hand brushed using a 3-step process. The total assembly shall be wrapped in shockproof wrapping or fully enclosed in corrugated cartons.

WARRANTY

Five-year limited warranty. See product and finish warranty guide for details.