

1290 HOMESTEAD SERIES

SPECIFICATIONS

GENERAL

The 1290 Homestead fixture is a large scale, dramatic Mission squared edge design. It features a tall, straight four-sided decorative cast cage, a simple straight edge grille design, cast ballast housing assembly, acrylic lens and a dramatic cantilever peaked roof design. The roof shall be appointed with an aluminum ring finial.

POST FITTER

The fitter or base shall be heavy wall cast aluminum, 356 alloy for high tensile strength. It shall have an inside diameter opening to accept a 4", 5" or 6" square or round pole or tenon. When ordered with a Sternberg aluminum pole, the fitter shall be set screwed to the pole top or tenon.

BALLAST HOUSING

The ballast housing shall be heavy wall cast aluminum, 356 alloy for high tensile strength. The housing shall be cast as an integral part of the fitter to prevent water entry into the ballast compartment and to ensure high capacity heat sinking of ballast temperatures, keeping the ballast cooler and ensuring long life. The ballast mounting plate shall be cast aluminum and provide tool-less removal from the housing using 2 ea finger latches.

ELECTRICAL

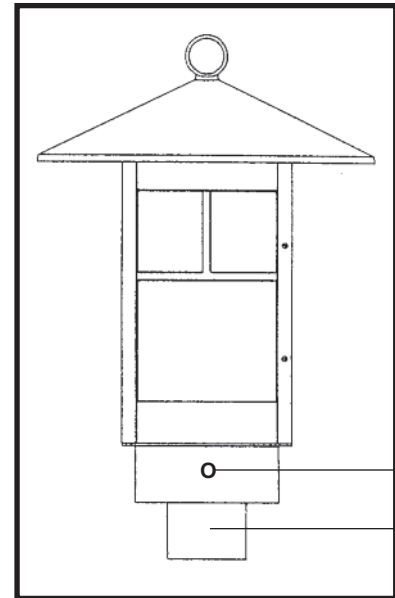
Fixture shall be U.L. or E.T.L. listed. H.I.D. ballasts shall be high power factor with lamp starting down to -30 degrees C. Medium base and mogul base porcelain sockets are 4KV rated. The ballast/socket assembly shall be pre-wired when ballast is located in the fixture. All compact fluorescent (PL) ballasts shall be instant start electronic with a starting temperature of down to 0 degrees F. They shall have a 4-pin socket to accept quad or triple tube lamps. Ballasts shall be DOE EISA compliant.

FIXTURE HOUSING

The 1290 fixture shall be 24" wide and the overall height shall be 37". It shall be made of heavy wall cast aluminum, 356 alloy and lenses will be made of vandal resistant acrylic, available in clear (CA), clear seeded (CSA), clear textured (CTA), prismatic (PA), white (WA) acrylic and art glass (AGB). The 1290 fixture features a cast 12" wide window body with a simple straight edge grille work design. The cast 24" square roof shall cantilever the fixture body and have a solid aluminum soffit. The entire fixture shall be made of cast aluminum, 356 alloy.

OPTICAL OPTIONS

Refractors shall be 6" diameter borosilicate glass with an I.E.S. Type 3 (RE3) or Type 5 (RE5) distribution. It shall be secured to the socket stem with 3/8" plated steel threaded pipe nipple and rest on a cast aluminum holder with anti-shock gasket. The refractor will be secured to cast holder with a quarter-turn internal aluminum twist ring for ease of maintenance.



Cast Aluminum Roof and Body

NIGHTSKY® Roof Optics or Louver Optics Available

Type 3 or Type 5 Refractor Available

Wrightian Arts / Crafts and Mission Design

Photocell (Optional)

Post Fitter

EPA = 4.48 (ft²)
WEIGHT = 53 LBS

1290 HOMESTEAD

FIXTURES/FITTERS/ARMS PM-WB

FIXTURES POST FITTERS OPTICAL SYSTEMS

1290

1290 Post Top w/Post Fitter

POST FITTERS SIZES

- S4"
- R4"
- S5"
- R5"
- S6"
- R6"

RE3 RE5 Refractor

HSS House Side Shield

RO Roof Optics 3 or 5

FMC Frosted Mission Chimney

LO3 LO5 Louver Optics

LENSES

CA
Clear Acrylic

CSA
Clear Seeded Acrylic

CTA
Clear Textured Acrylic

PA
Prismatic Acrylic

WA
White Acrylic

AGB
Art Glass Brown Marble

ARMS - POST MOUNT or WALL BRACKETS (WB) See Arms Section for more information

HCF Single Arm

HCF Twin Arm

HSC Single Arm

HSC Twin Arm

HMA Single Arm

HMA Twin Arm

HSCWB Single Arm

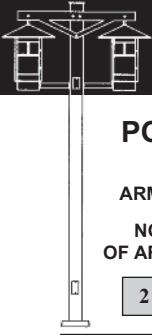
P1PB Pier Base

HCH44 Chain Hung

HSH44 Stem Hung

HMAWB Single Arm

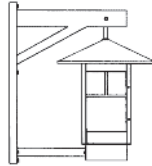
SPECIFY OVERALL DROP IN INCHES



BUILDING A PART NUMBER

POST & ARM FIXTURES

ARM MOUNTED FIXTURE NO.	CENTER POST TOP FIXTURE (PT)	POST	POST CAP	LIGHT SOURCE BALLAST	OPTICS	OPTIONS	LENS	FINISH
2	1290/HCF / PT	6SQ15	SC	100 MHP120		PEC	WA	BKT

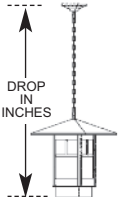


WALL FIXTURES

FIXTURE / WALL BRACKET	LIGHT SOURCE BALLAST	OPTICS	OPTIONS	LENS	FINISH
1290/HMAWB	100 MHP120			WA	BKT



PIER FIXTURES
Uses same information boxes as wall fixture
1290/P1PB
FIXTURE / PIER BASE



HANGING FIXTURES

FIXTURE / HANGING BRACKET	OVERALL DROP IN INCHES	LIGHT SOURCE BALLAST	OPTICS	OPTIONS	LENS	FINISH
1290/HCH44	75 INCHES	100 MHP120	FMC		CA	BKT

PART NUMBER SELECTIONS

FIXTURES

- 1290

FITTERS

- S4
- R4
- S5
- R5
- S6
- R6

OPTICS

- RE3
- RE5
- HSS
- FMC²
- LO3
- LO5
- RO2²
- RO3²
- RO5²

POST ARMS

- HSC single
- HSC twin
- HMA single
- HMA twin
- HCF single
- HCF twin

VOLTAGES

- 120
- 208
- 240
- 277
- 480
- MULTI (120-277)

WALL BRACKET ARMS

- HMAWB
- HSAWB

PIER BASE

- P1PB

LENSES

- CA
- CSA
- CTA
- PA
- WA
- AGB

HANGING BRACKETS

- HCH44
- HSH44

BALLASTS^{3,4}

- 35HPS¹
- 50HPS
- 70HPS
- 100HPS
- 150HPS
- 250HPS
- 50MHP
- 70MHP
- 100MHP
- 150MHP
- 175MHP⁵
- 200MHP
- 250MHP

LAMPS⁴

- HPS35/MED
- HPS50/MED
- HPS70/MED
- HPS100/MED
- HPS150/MED
- HPS250/MOG/ED18
- MHP50/MED
- MHP70/MED
- MHP100/MED
- MHP150/MED
- MHP175/MOG/BT28⁵
- MHP200/MOG/ED28
- MHP250/MOG/ED28

STANDARD FINISHES*

- BKT Black Textured
- WHT White Textured
- PGT Park Green Textured
- ABZT Architectural Medium Bronze Textured
- DBT Dark Bronze Textured

*Smooth Finishes are available upon request

CUSTOM FINISHES

- OI Old Iron
- RT Rust
- WBR Weathered Brown
- CD Cedar
- WBK Weathered Black
- TT Two Tone

STERNBERG SELECT FINISHES

- VG Verde Green
- SI Swedish Iron
- OWGT Old World Gray Textured

OPTIONS

- PEC Photocell-Electronic 120-277 Volt
- FHS Single Fuse and Holder-120, 277 Volt
- FHD Dual Fuse and Holder-208, 240, 480V
- QR Quartz Re-Strike
- LAMPS Select from List

NOTES:

- ¹ 35HPS is 120 volt only.
- ² MED base only when used to house lamp. Consult factory if roof optic is required for mogul base lamp.
- ³ Medium base sockets standard
- with ballasts up to 150 watts for HID.
- Mogul base sockets are standard with ballasts 175 watts and over.
- 4-pin for PL.
- ⁴ Metal halide systems are pulse start.
- ⁵ Consult factory for limitations.

1290 HOMESTEAD SERIES

SPECIFICATIONS

**LIST NO. 1290
HOMESTEAD
SERIES**

with 7" diameter rings to produce an I.E.S. Cut-off Type 3 or 5 distribution. The Louver Optic System shall be made of highly specular anodized aluminum and shall come standard with medium base socket.

NIGHTSKY® STAR-SHIELD® Roof Optics distribution shall be delivered by multi-segmented roof mounted reflector systems which eliminate uplight and provide cut-off. The reflector cavity shall be made of specular anodized aluminum. Roof Optics Type 2 (RO2), Type 3 (RO3), Type 5 (RO5) horizontal are available for medium base lamps.

Frosted Glass Mission Chimney (FMC) is an optic option which adds an authentic touch and can be used with Roof Optics.

House Side Shield (HSS) is an option which will block up to 120° of light in any one direction.

QUARTZ RE-STRIKE

The 1290 fixture can be supplied with an optional quartz re-strike system to retain constant fixture light if the H.I.D. lamp fails. The fixture will be equipped with a 100 watt quartz lamp and a controller to run on a 120 volt circuit and must be used in conjunction with a 120 volt or multi-tap ballast.

PHOTOCELLS

Photocells shall be the electronic button type. On single post top fixtures the photocell shall be mounted in the fitter and pre-wired to ballast. On multiple head fixture assemblies photocells shall be mounted in the pole shaft on an access plate and are not pre-wired as ballast housing assemblies and fitters are packaged separately for ease of wiring to source. The electronic button type photocell is instant on and a 5-10 second turn off and shall turn on at 1.5 footcandles with a turn-off at 2-3 footcandles. Photocells are 120-277 volt.

ARMS

All arms are made of cast aluminum and/or extruded aluminum. Arms with decorative filigree have meticulously detailed scroll work and gracefully curved brackets. All 1290 fixtures shall be bolted to the arm to ensure arms will be plumb, secure and level over the life of the installation.

FINISH

Prior to coating, each assembly shall be chemically cleaned and etched in a 5-stage washing system which includes alkaline cleaning, rinsing, phosphoric etching, reverse osmosis water rinsing, and non-chrome sealing to ensure corrosion resistance and excellent adhesion for the finish coating. The finish coating shall be electrostatically applied semi-gloss, super durable polyester powder baked at 400 degrees for a durable and superior, color retentive finish. Our optional antique Verde Green finish and Swedish Iron finish are hand brushed using a 3-step process. The total assembly shall be wrapped in shockproof wrapping or fully enclosed in corrugated cartons.

WARRANTY

Five-year limited warranty. See product and finish warranty guide for details.

