

1270 MISSION SERIES

SPECIFICATIONS

GENERAL

The 1270 Mission fixture is a large scale, dramatic Mission era squared edge design. It features a tall, straight four-sided decorative cast cage, a simple, straight edge grille design, cast ballast housing assembly, acrylic lens and a dramatic flat cantilever roof design. The roof shall be appointed with an aluminum ring finial.

POST FITTER

The fitter or base shall be heavy wall cast aluminum, 356 alloy for high tensile strength. It shall have an inside diameter opening to accept a 4", 5" or 6" square or round pole or tenon. When ordered with a Sternberg aluminum pole, the fitter shall be set screwed to the pole top or tenon.

BALLAST HOUSING

The ballast housing shall be heavy wall cast aluminum, 356 alloy for high tensile strength. The housing shall be cast as an integral part of the fitter to prevent water entry into the ballast compartment and to ensure high capacity heat sinking of ballast temperatures, keeping the ballast cooler and ensuring long life. The ballast mounting plate shall be cast aluminum and provide tool-less removal from the housing using 2 ea finger latches.

ELECTRICAL

Fixture shall be U.L. or E.T.L. listed. H.I.D. ballasts shall be high power factor with lamp starting down to -30 degrees C. Medium base and mogul base porcelain sockets are 4KV rated. The ballast/socket assembly shall be pre-wired when ballast is located in the fixture. All compact fluorescent (PL) ballasts shall be instant start electronic with a starting temperature of down to 0 degrees F. They shall have a 4-pin socket to accept quad or triple tube lamps. Ballasts shall be DOE EISA compliant.

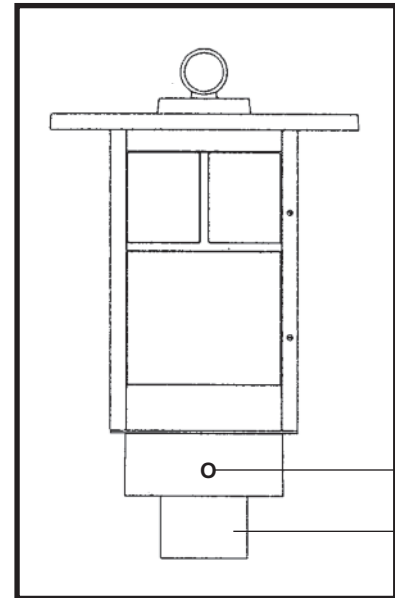
FIXTURE HOUSING

The 1270 fixture shall be 19 3/4" wide and the overall height shall be 32 1/2". It shall be made of heavy wall cast aluminum, 356 alloy and lenses will be made of vandal resistant acrylic, available in clear (CA), clear seeded (CSA), clear textured (CTA), prismatic (PA), white acrylic (WA) and art glass (AGB). The 1270 fixture features a cast 12" wide window body with simple, straight edge cast grille work design. The 19 3/4" flat square roof shall cantilever the fixture body.

OPTICAL OPTIONS

Refractors shall be 6" diameter borosilicate glass with an I.E.S. Type 3 (RE3) or Type 5 (RE5) distribution. It shall be secured to the socket stem with 3/8" plated steel threaded pipe nipple and rest on a cast aluminum holder with anti-shock gasket. The refractor will be secured to cast holder with a quarter-turn internal aluminum twist ring for ease of maintenance.

The NIGHTSKY® OPTI-SHIELD® Louver Optic System (LO) shall be a multi-tier reflector with 7" diameter rings to produce an I.E.S. Cut-off Type 3 or 5 distribution. The Louver Optic System shall be made of highly specular anodized aluminum and shall come standard with medium base socket.

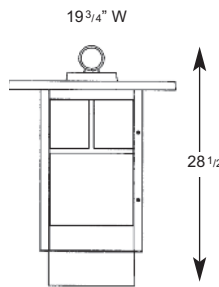


**EPA = 3.71 (ft²)
WEIGHT = 53 LBS**

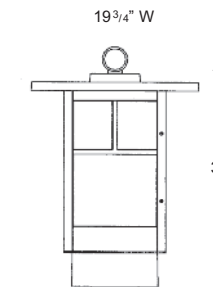
1270 MISSION

FIXTURES/FITTERS/ARMS PM-WB

FIXTURES POST FITTERS OPTICAL SYSTEMS



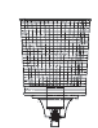
1270



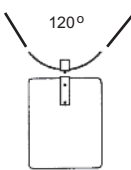
1270 Post Top w/Post Fitter

SIZES


- S4"**
- R4"**
- S5"**
- R5"**
- S6"**
- R6"**




**RE3
RE5
Refractor**



**HSS
House Side
Shield**

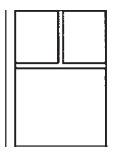


**FMC
Frosted
Mission
Chimney**




**LO3
LO5
Louver
Optics**


LENSES




**CA
Clear
Acrylic**



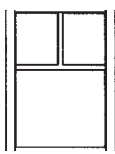
**CSA
Clear
Seeded
Acrylic**




**CTA
Clear
Textured
Acrylic**



**PA
Prismatic
Acrylic**

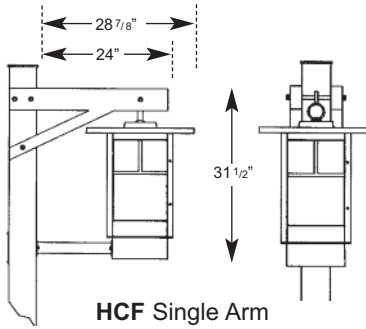


**WA
White
Acrylic**

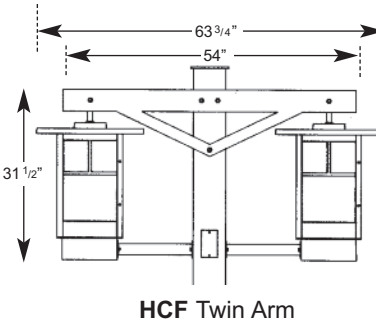


**AGB
Art Glass
Brown
Marble**

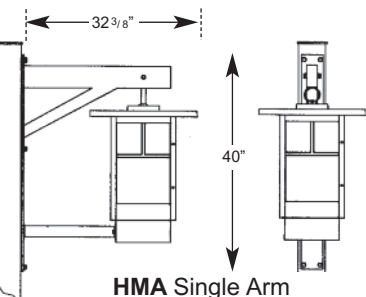
ARMS - POST MOUNT or WALL BRACKETS (WB) See Arms Section for more information



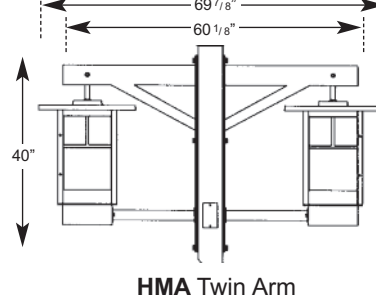
HCF Single Arm



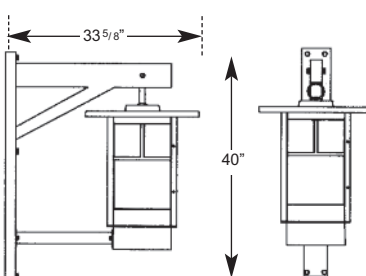
HCF Twin Arm



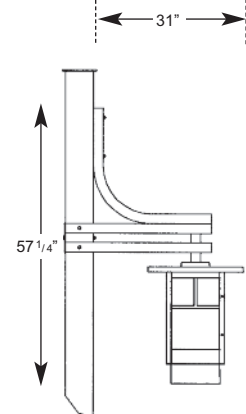
HMA Single Arm



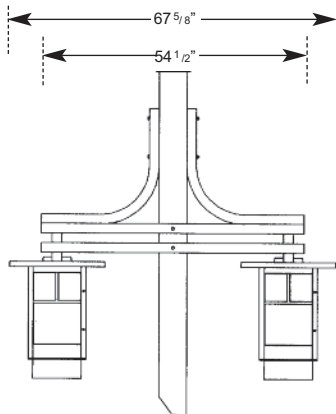
HMA Twin Arm



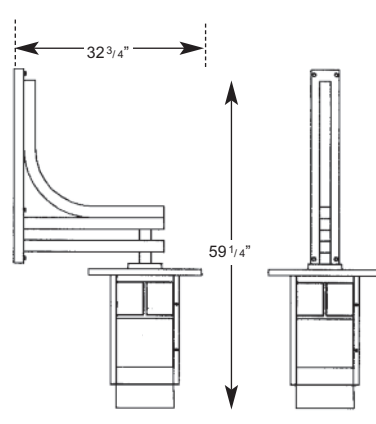
HMAWB Single Arm



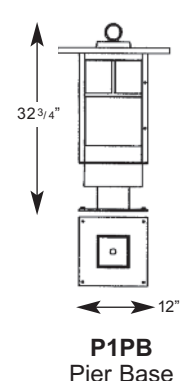
**HSC
Single Arm**



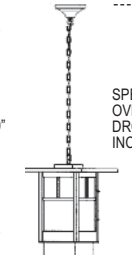
**HSC
Twin Arm**



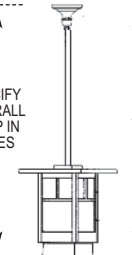
HSCWB Single Arm



**P1PB
Pier Base**




**HCH44
Chain Hung**



**HSH44
Stem Hung**

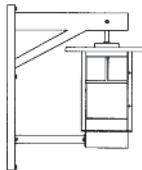
SPECIFY OVERALL DROP IN INCHES

BUILDING A PART NUMBER



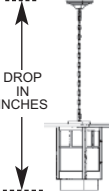
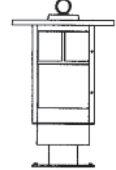
POST & ARM FIXTURES

ARM MOUNTED FIXTURE	CENTER POST TOP FIXTURE (PT)	POST	POST CAP	LIGHT SOURCE BALLAST	OPTICS	OPTIONS	LENS	FINISH
NO. OF ARMS	FIXTURE / POSTARM	FIXT./FITTER	(See Post Section)	WATTS / TYPE / VOLTS				
2	1270/HCF	PT	6SQ15	SC	100 MHP120	PEC	WA	BKT



WALL FIXTURE

FIXTURE / WALL BRACKET	LIGHT SOURCE BALLAST	OPTICS	OPTIONS	LENS	FINISH	PIER FIXTURES
	WATTS / TYPE / VOLTS					Uses same information boxes as wall fixture
1270/HMAWB	100 MHP120		RE5	WA	BKT	1270/P1PB FIXTURE / PIER BASE



HANGING FIXTURES

FIXTURE / HANGING BRACKET	OVERALL DROP IN INCHES	LIGHT SOURCE BALLAST	OPTICS	OPTIONS	LENS	FINISH
		WATTS / TYPE / VOLTS				
1270/HCH44	70 INCHES	100 MHP120	FMC		CA	BKT

PART NUMBER SELECTIONS

FIXTURES

- 1270

FITTERS

- S4
- R4
- S5
- R5
- S6
- R6

OPTICS

- RE3
- RE5
- HSS
- FMC²
- LO3²
- LO5²

POST ARMS

- HSC single
- HSC twin
- HMA single
- HMA twin
- HCF single
- HCF twin

VOLTAGES

- 120
- 208
- 240
- 277
- 480
- MULTI (120 - 277)

WALL BRACKET ARMS

- HMAWB
- HSAWB

PIER BASE

- P1PB

LENSES

- CA
- CSA
- CTA
- PA
- WA
- AGB

HANGING BRACKETS

- HCH44
- HSH44

BALLASTS^{3,4}

- 35HPS¹
- 50HPS
- 70HPS
- 100HPS
- 150HPS
- 250HPS
- 50MHP
- 70MHP
- 100MHP
- 150MHP
- 200MHP
- 250MHP

LAMPS⁴

- HPS35/MED
- HPS50/MED
- HPS70/MED
- HPS100/MED
- HPS150/MED
- HPS250/MOG/ED18
- MHP50/MED
- MHP70/MED
- MHP100/MED
- MHP150/MED
- MHP200/MOG/ED28
- MHP250/MOG/ED28

STANDARD FINISHES*

- BKT Black Textured
- WHT White Textured
- PGT Park Green Textured
- ABZT Architectural Medium Bronze Textured
- DBT Dark Bronze Textured

*Smooth Finishes are available upon request

CUSTOM FINISHES

- OI Old Iron
- RT Rust
- WBR Weathered Brown
- CD Cedar
- WBK Weathered Black
- TT Two Tone

STERNBERG SELECT FINISHES

- VG Verde Green
- SI Swedish Iron
- OWGT Old World Gray Textured

OPTIONS

- PEC Photocell-Electronic 120-277 Volt
- FHS Single Fuse and Holder-120, 277 Volt
- FHD Dual Fuse and Holder-208, 240, 480V
- QR Quartz Re-Strike
- LAMPS Select from List

NOTES:

- ¹ 35HPS is 120 volt only.
- ² MED base only when used to house lamp.
- ³ Medium base sockets standard
- with ballasts up to 150 watts for HID. Mogul base sockets are standard with ballasts 200 watts and over. 4-pin for PL.
- ⁴ Metal halide systems are pulse start.

1270 MISSION SERIES

SPECIFICATIONS

**LIST NO. 1270
MISSION
SERIES**

Frosted Glass Mission Chimney (FMC) is an optic option which adds an authentic touch.

House Side Shield (HSS) is an option which will block up to 120° of light in any one direction.

QUARTZ RE-STRIKE

The 1270 fixture can be supplied with an optional quartz re-strike system to retain constant fixture light if the H.I.D. lamp fails. The fixture will be equipped with a 100 watt quartz lamp and a controller to run on a 120 volt circuit and must be used in conjunction with a 120 volt or multi-tap ballast.

PHOTOCELLS

Photocells shall be the electronic button type. On single post top fixtures the photocell shall be mounted in the fitter and pre-wired to ballast. On multiple head fixture assemblies photocells shall be mounted in the pole shaft on an access plate and are not pre-wired as ballast housing assemblies and fitters are packaged separately for ease of wiring to source. The electronic button type photocell is instant on and a 5-10 second turn off and shall turn on at 1.5 footcandles with a turn-off at 2-3 footcandles. Photocells are 120-277 volt.

ARMS

All arms are made of cast aluminum and/or extruded aluminum. Arms with decorative filigree have meticulously detailed scroll work and gracefully curved brackets. All 1270 fixtures shall be bolted to the arm to ensure arms will be plumb, secure and level over the life of the installation.

FINISH

Prior to coating, each assembly shall be chemically cleaned and etched in a 5-stage washing system which includes alkaline cleaning, rinsing, phosphoric etching, reverse osmosis water rinsing, and non-chrome sealing to ensure corrosion resistance and excellent adhesion for the finish coating. The finish coating shall be electrostatically applied semi-gloss, super durable polyester powder baked at 400 degrees for a durable and superior, color retentive finish. Our optional antique Verde Green finish and Swedish Iron finish are hand brushed using a 3-step process. The total assembly shall be wrapped in shockproof wrapping or fully enclosed in corrugated cartons.

WARRANTY

Five-year limited warranty. See product and finish warranty guide for details.