

10' TO 30' ROUND STRAIGHT ALUMINUM POLES (RSA)

Job Name

Client Name

Job Location

Created By

Date

Product

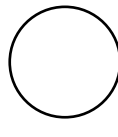
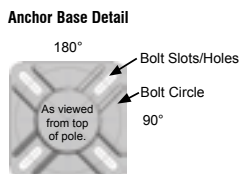
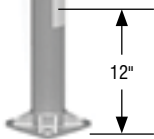
Quote

Customer Approval

Date

Sternberg Model	Pole Height	Shaft Size	Wall Thickness	Slotted SQ Base Width	Hand-hole Size	Weight Lbs	Bolt Circle	Bolt Proj +/- .25	DBL Nitted Anchor bolt ASTM F1554 GRADE 55 Galv thread	Max Loading Capacities								Base Cover Options
										90 MPH w/1.3 Gust		110MPH w/1.3 Gust		130MPH w/1.3 Gust		150MPH w/1.3 Gust		
										MAX EPA 1 (SQ FT)	MAX WEIGHT (lbs)	MAX EPA 1 (SQ FT)	MAX WEIGHT (lbs)	MAX EPA 1 (SQ FT)	MAX WEIGHT (lbs)	MAX EPA 1 (SQ FT)	MAX WEIGHT (lbs)	
RSA10G400	10	4	0.125	8.91	2 x 4	34	6.75"-8.25"	3.25	0.75	4.3	100	2.6	100	1.8	100	1.2	100	2401-4, SL900-4
RSA10G500	10	5	0.125	9.61	2 x 4	39	7.75"-9.5"	3.25	0.75	8.9	100	5.8	100	4.1	100	3.0	100	2401-5, SL900-5
RSA12G400	12	4	0.125	8.91	2 x 4	38	6.75"-8.25"	3.25	0.75	3.0	100	1.7	100	1.1	100	0.7	100	2401-4, SL900-4
RSA12G500	12	5	0.125	9.61	2 x 4	44	7.75"-9.5"	3.25	0.75	6.9	100	4.4	100	3.0	100	2.2	100	2401-5, SL900-5
RSA12A500	12	5	0.156	9.61	2 x 4	50	7.75"-9.5"	3.25	0.75	8.9	100	5.8	100	4.0	100	2.9	100	2401-5, SL900-5
RSA12T500	12	5	0.188	9.61	2 x 4	57	7.75"-9.5"	3.25	0.75	10.9	100	7.1	100	4.9	100	3.6	100	2401-5, SL900-5
RSA14G400	14	4	0.125	8.91	2 x 4	41	6.75"-8.25"	3.25	0.75	1.9	100	0.9	100	-	100	-	100	2401-4, SL900-4
RSA14G500	14	5	0.125	9.61	2 x 4	48	7.75"-9.5"	3.25	0.75	5.3	100	3.3	100	2.2	100	1.5	100	2401-5, SL900-5
RSA14A500	14	5	0.156	9.61	2 x 4	56	7.75"-9.5"	3.25	0.75	7.0	100	4.4	100	3.0	100	2.2	100	2401-5, SL900-5
RSA14T500	14	5	0.188	9.61	2 x 4	63	7.75"-9.5"	3.25	0.75	8.7	100	5.6	100	3.8	100	2.8	100	2401-5, SL900-5
RSA16G400	16	4	0.125	8.91	2 x 4	45	6.75"-8.25"	3.25	0.75	1.0	100	-	100	-	100	-	100	2401-4, SL900-4
RSA16G500	16	5	0.125	9.61	2 x 4	53	7.75"-9.5"	3.25	0.75	3.8	100	2.3	100	1.5	100	1.0	100	2401-5, SL900-5
RSA16A500	16	5	0.156	9.61	2 x 4	61	7.75"-9.5"	3.25	0.75	5.3	100	3.3	100	2.2	100	1.5	100	2401-5, SL900-5
RSA16T500	16	5	0.188	9.61	2 x 4	70	7.75"-9.5"	3.25	0.75	6.7	100	4.2	100	2.8	100	2.0	100	2401-5, SL900-5
RSA18G500	18	5	0.125	9.61	2 x 4	57	7.75"-9.5"	3.25	0.75	2.7	100	1.5	100	0.9	100	-	100	2401-5, SL900-5
RSA18A500	18	5	0.156	9.61	2 x 4	67	7.75"-9.5"	3.25	0.75	3.9	100	2.3	100	1.5	100	1	100	2401-5, SL900-5
RSA18T500	18	5	0.188	9.61	2 x 4	77	7.75"-9.5"	3.25	0.75	5.1	100	3.2	100	2.1	100	1.4	100	2401-5, SL900-5
RSA18T600	18	6	0.188	10.32	2 x 4	96	8.75"-10.25"	3.50	0.75	10.5	100	6.7	100	4.6	100	3.1	100	2401-6
RSA20G500	20	5	0.125	9.61	2 x 4	62	7.75"-9.5"	3.25	0.75	1.7	100	0.8	100	-	100	-	100	2401-5, SL900-5
RSA20A500	20	5	0.156	9.61	2 x 4	73	7.75"-9.5"	3.25	0.75	2.8	100	1.5	100	0.9	100	-	100	2401-5, SL900-5
RSA20T500	20	5	0.188	9.61	2 x 4	84	7.75"-9.5"	3.25	0.75	3.8	100	2.2	100	1.4	100	0.9	100	2401-5, SL900-5
RSA20A600	20	6	0.156	10.32	2 x 4	90	8.75"-10.25"	3.50	0.75	6.7	100	4.2	100	2.8	100	1.6	100	2401-6
RSA20T600	20	6	0.188	10.32	2 x 4	104	8.75"-10.25"	3.50	0.75	8.5	100	5.4	100	3.6	100	2.3	100	2401-6
RSA25A600	25	6	0.156	10.32	2 x 4	115	8.75"-10.25"	3.50	0.75	3.6	100	2	100	1.1	100	-	100	2401-6
RSA25T600 *	25	6	0.188	10.32	2 x 4	124	8.75"-10.25"	3.50	0.75	4.9	100	2.9	100	1.8	100	0.8	100	2401-6
RSA30T600 *	30	6	0.188	10.32	2 x 4	151	8.75"-10.25"	3.50	1.0	2.3	100	1.1	100	-	100	-	100	2401-6

CROSS SECTION	MODEL NUMBER	FIXTURE MOUNTING	BASE COVER	OPTIONS	COLOR
RSA					
RSA = Round Straight Aluminum	RSA10G400 RSA14T500 RSA20A500 RSA12G500 RSA16G400 RSA20T500 RSA12G400 RSA16G500 RSA20A600 RSA12G500 RSA16A500 RSA20T600 RSA12A500 RSA16T500 RSA25A600 RSA12T500 RSA18G500 RSA25T600* RSA14G400 RSA18A500 RSA30T600* RSA14G500 RSA18T600 RSA14A500 RSA20G500	Drill Mounting D1 = 1 Luminaire D2 = 2 @ 180° D3 = 3 @ 120° D4 = 4 @ 90° D5 = 2 @ 90° D6 = 3 @ 90° Tenon Mounting P2 = 2.38" OD x 4.00" P3 = 3.00" OD x 3.00" P4 = 4.00" OD x 6.00" P5 = 4.25" OD x 3.50" P6 = 3.25" OD x 3.50"	2401-4 2401-5 2401-6 SL900-4 SL900-5	See Accessories at www.sternberglighting.com (Please specify with code)	UBKT - Urban Black Textured UBT - Urban Bronze Textured ULBT - Urban Light Bronze Textured USLT - Urban Silver Textured UWHT - Urban White Textured UCHS - Urban Champagne Satin Smooth UBK - Urban Black Matte UB - Urban Bronze Matte ULB - Urban Light Bronze Matte USL - Urban Silver Matte UWH - Urban White Matte



OPTIONAL BASE COVERS



* Factory installed vibration damper.