



SOLANA® SL735

The Solana® SL735 Arm Mount Luminaire's stylish design is a perfect accent for urban settings. The subtle, yet sophisticated look enhances the impact of any project. The Solana's wide array of optics, lenses and distributions makes this an easy choice for a variety of commercial, institutional and municipal projects.



SternbergLighting
ESTABLISHED 1923 / EMPLOYEE OWNED

PROJECT: _____

TYPE: _____

ORDERING EXAMPLE: 1-U01¹-SL735-FG-140L45T3-MDL05-MOT1-HSS-FHD/UWHT

SL735													
MOUNTING CONFIG.	SERIES	LENS	NO. OF LEDS	COLOR TEMP K	DISTRIBUTION TYPE	DRIVER	OPTIONAL CONTROL RECEPTACLE	OPTIONAL CONTROL	MOTION SENSOR	HOUSE SIDE SHIELD	DUAL FUSE & HOLDER	COLOR	
1-U01S ¹	LARGE AREA FOR U0 ARMS	CA	56L ²	27(00) K	T2	MDL03	OPTIONS					UGMT	UGM
1-U01 ¹		FG	84L ²	35(00) K	T3	MDL05	R	PE ³	MOT1 ⁴	HSS	FHD	UBT	UB
2-U01 ¹		SA	112L	45(00) K	T3R	MDH03	R5	PE3 ³	MOT2 ⁴			ULBT	ULB
1-U02 ¹		FFG	140L			T4	MDH05	R7	PE4 ³			USLT	USL
2-U02 ¹		SV1				T5			SC ³			UWHT	UWH
1-U03 ¹		SV2	BLOC OPTICS									UCHS	BKT
2-U03 ¹		SV1SA	80BL			T3RBL							
1-U04 ¹		SV2SA	96BL			T4BL							
2-U04 ¹		SV4SA	128BL										

¹See arm specification sheet for complete ordering information. ² Not available in 05 driver. ³ Requires control receptacle.

Product Specs

Optical

- BUG rating of U-0.
- IP65 rated optic module.
- Available in IES Type 2, 3, 3R, 4 and 5 distribution.
- Utilizes high output, high brightness LEDs.
- Typical CRI of 70, CCT 2700, 3500 and 4500K. Call factory for custom CCT.
- LM-79 and LM-80 tests in accordance with IESNA standards.
- Lumen depreciation rating L₇₀>100,000 hrs. projected per TM-21 guideline using 525mA drive current at 25°C ambient.
- RoHS Compliant.

Electrical

- 120-277 volt and 347- 480 volt available.
- Minimum drivers power factor: >0.9.
- Electrical surge protection in accordance with IEEE/ANSI C62.41.2 guidelines.
- UL listed in U.S. and Canada.

Mechanical

- Cast aluminum heat sink and housing top cover.
- Spun aluminum heat sink and lens cover.
- AAD™ "Advanced Air-flow Dynamics" maximizes heat sink expulsion.

Controls

- Supplied with dimmable driver (0-10 volts)
- R 3-Pin ANSI receptacle only
- R5 5-Pin ANSI receptacle only
- R7 7-Pin ANSI receptacle only
- PE twist-lock photocontrol (120v-277v)
- PE3 twist-lock photocontrol (347v)
- PE4 twist-lock photocontrol (480v)
- SC Shorting Cap

Finish

- Durable, color retentive powder coat finish.

Warranty & Standards

LED Systems and Drivers - 7 years. All fixtures shall be free from all defects in materials and workmanship for a period of 7 years from the date of manufacture. The luminaire manufacturer shall warrant the LED boards/system, during the stated warranty period, against failure defined as more than 10 percent of non-operating LEDs.

Motion Sensors:

- MOT1⁴:** 360° lens, maximum coverage 40' diameter from 20' height
- MOT2⁴:** 360° lens, maximum coverage 70' diameter from 20' height

⁴ Note: Requires flat acrylic lens

Drivers:

- MDL03:** 350mA, 120-277V
- MDL05:** 525mA, 120-277V
- MDH03:** 350mA, 347-480V
- MDH05:** 525mA, 347-480V

Lens:

- CA** - Clear Flat Acrylic
- FG** - Clear Flat Glass
- SA** - Clear Sag Acrylic
- FFG** - Frosted Flat Glass

Soft Vue:*

- SV1** - Flat Medium Diffuse Acrylic Lens
- SV2** - Flat Heavy Diffuse Acrylic Lens
- SV1SA** - Sag Medium Diffuse Acrylic Lens
- SV2SA** - Sag Heavy Diffuse Acrylic Lens
- SV4SA** - Sag Heavy Diffuse Acrylic Lens

*Provides described reduction in Brightness with only a minimal reduction in lumen output.

Colors:

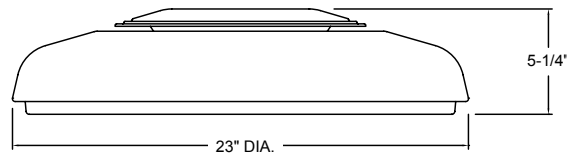
- UGMT** - Urban Gun Metal Textured
- UBT** - Urban Bronze Textured
- ULBT** - Urban Light Bronze Textured
- USLT** - Urban Silver Textured
- UWHT** - Urban White Textured
- UCHS** - Urban Champagne Satin Smooth
- UGM** - Urban Gun Metal Matte
- UB** - Urban Bronze Matte
- ULB** - Urban Light Bronze Matte
- USL** - Urban Silver Matte
- UWH** - Urban White Matte
- BKT** - Black Textured

Performance (Based on FG Lens)

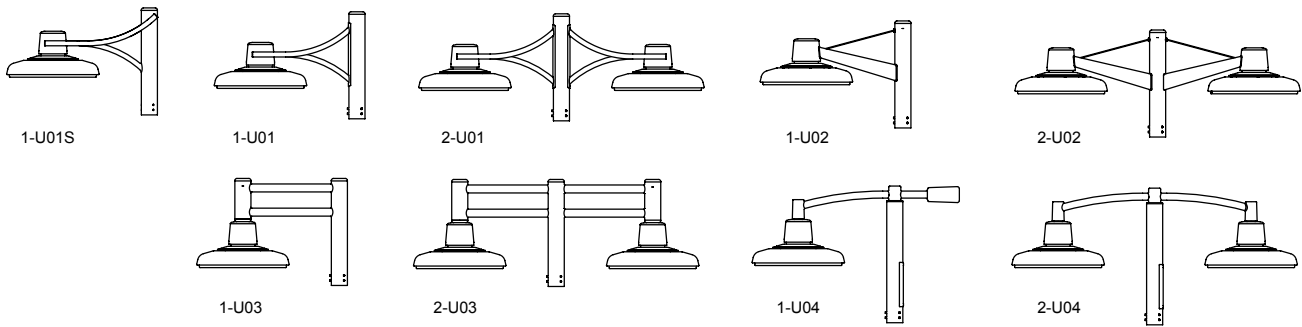
MODEL #	T2 DELIVERED LUMENS	EFFICACY (LPW)	T3 DELIVERED LUMENS	EFFICACY (LPW)	T3R DELIVERED LUMENS	EFFICACY (LPW)	T4 DELIVERED LUMENS	EFFICACY (LPW)	T5 DELIVERED LUMENS	EFFICACY (LPW)	WATTAGE
140L45T_-MDL05	24695	103.3	24120	100.9	24355	101.9	24030	100.5	24950	104.4	239.0
140L35T_-MDL05	23195	97.1	22655	94.8	22875	95.7	22570	94.4	23435	98.1	239.0
140L27T_-MDL05	20355	85.2	19885	83.2	20075	84.0	19810	82.9	20565	86.0	239.0
112L45T_-MDL05	20015	103.2	19485	100.4	19685	101.5	19390	99.9	20075	103.5	194.0
112L35T_-MDL05	18800	96.9	18300	94.3	18490	95.3	18210	93.9	18855	97.2	194.0
112L27T_-MDL05	16500	85.1	16060	82.8	16225	83.6	15985	82.4	16550	85.3	194.0
140L45T_-MDL03	17955	115.8	17540	113.2	17880	115.4	17705	114.2	17650	113.9	155.0
140L35T_-MDL03	16865	108.8	16475	106.3	16795	108.4	16630	107.3	16575	106.9	155.0
140L27T_-MDL03	14800	95.5	14460	93.3	14740	95.1	14595	94.2	14550	93.9	155.0
112L45T_-MDL03	14375	115.9	13765	111.0	14255	115.0	13860	111.8	14180	114.4	124.0
112L35T_-MDL03	13500	108.9	12930	104.3	13390	108.0	13015	105.0	13320	107.4	124.0
112L27T_-MDL03	11850	95.6	11345	91.5	11750	94.8	11425	92.1	11690	94.3	124.0
84L45T_-MDL03	10850	115.4	10350	110.1	10735	114.2	10405	110.7	10740	114.3	94.0
84L35T_-MDL03	10190	108.4	9720	103.4	10080	107.2	9770	103.9	10085	107.3	94.0
84L27T_-MDL03	8945	95.2	8530	90.7	8850	94.1	8575	91.2	8855	94.2	94.0
56L45T_-MDL03	7350	114.8	7005	109.5	7275	113.7	7020	109.7	7245	113.2	64.0
56L35T_-MDL03	6905	107.9	6580	102.8	6835	106.8	6595	103.0	6805	106.3	64.0
56L27T_-MDL03	6060	94.7	5775	90.2	5995	93.7	5785	90.4	5970	93.3	64.0

Product Dimensions and Features

EPA: 0.7 SQUARE FT
WEIGHT: 38 LBS

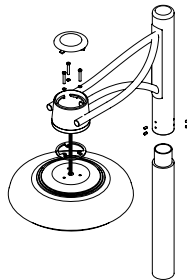


Mounting Configurations

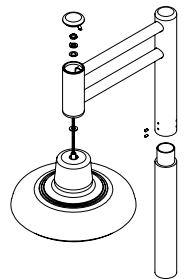


Mounting Details

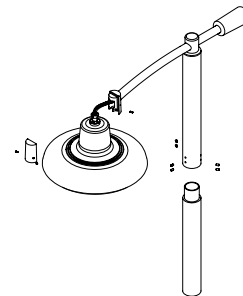
MOUNTING
HARDWARE
SUPPLIED BY
STERNBERG



TYPICAL INSTALLATION
U01, U01S, AND U02 ARMS

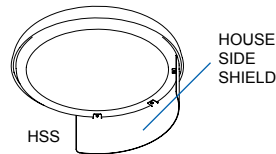
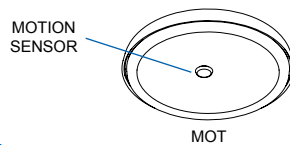


INSTALLATION U03 ARMS



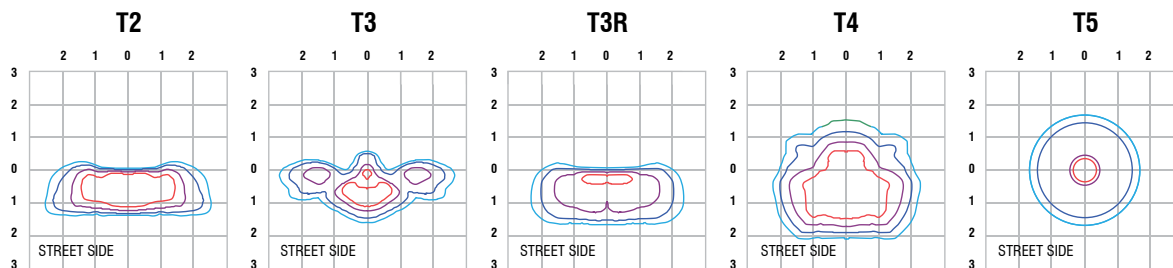
INSTALLATION U04 ARMS

Other Options



FOR R1 AND PEC
CONSULT FACTORY FOR
LOCATION

ISO Footcandle Plots



All published luminaire photometric testing performed to IESNA LM-79 standards by NVLAP certified laboratory. ISO footcandle plots above demonstrate the SOLANA'S light patterns only. Not for total fixture output. For complete specifications and IES files, see website.



SternbergLighting

ESTABLISHED 1923 / EMPLOYEE OWNED

800-621-3376
555 Lawrence Ave., Roselle, IL 60172
info@sternberglighting.com
www.sternberglighting.com

