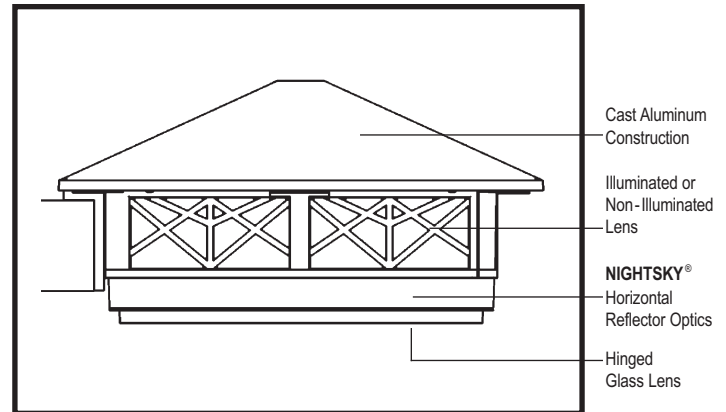


# PA130 PRAIRIE AREA LIGHTER SERIES SPECIFICATIONS

## GENERAL

The Prairie Area Lighter series is a decorative downlight fixture which features a dramatic Wrightian/Mission squared edge design. It features unique tree design grille sides, acrylic lens and a dramatic sloped, cantilever roof design. It is available with or without illuminated side grilles. All fixtures have sealed and rotatable optics and are available with flat or sag, clear glass.



EPA = 1.92 (ft<sup>2</sup>)  
WEIGHT = 36 LBS

## BALLAST HOUSING

The ballast is housed in the lower section of the cast roof. It is attached to a large mounting plate to ensure high capacity heat sinking of ballast temperatures, keeping the ballast cooler and ensuring long life.

## ELECTRICAL

The fixture shall be U.L. or E.T.L. listed in U.S. and Canada. H.I.D. ballasts shall be high power factor with lamp starting down to -30 degrees C. Medium base and mogul base porcelain sockets are 4KV rated. The ballast/socket assembly shall be pre-wired and located in the housing. All compact fluorescent (PL) ballasts shall be instant start electronic with a starting temperature of down to -10 degrees F. They shall have a 4-pin socket to accept quad or triple tube lamps. Ballasts shall be DOE EISA compliant.

## FIXTURE ASSEMBLY

The PA130 fixtures shall be made of heavy wall 380 alloy, die cast aluminum measuring 24" wide and 12" tall. Tool-less entry allows easy access to lamp and ballast. A spring latch opens the bottom glass door, which allows access to the lamp compartment, while two additional thumbscrews provide a means to access the ballast. The fixture is available with white acrylic illuminated sides or non-illuminated sides, both providing a white background to accent the grille designs in daylight.

## OPTICAL OPTIONS

Distribution shall be delivered by NIGHTSKY® STAR SHIELD® multi-segmented horizontal reflector systems, which eliminate up light. The non-lighted side version provides IES Full Cutoff. The reflector cavity shall be made of specular anodized aluminum. Roof Optics Type 2 (RO2), Type 3 (RO3) or Type 5 (RO5) horizontal is available for medium base lamps. Roof Optics Type 2 (RO2), Roof Optics Type 3 (RO3), Roof Optics Type 4 (RO4), and Roof Optics Type 5 (RO5) are available for mogul base lamps.

## QUARTZ RE-STRIKE

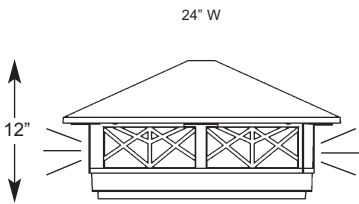
The fixture can be supplied with an optional quartz re-strike system to retain constant fixture light if the H.I.D. lamp fails. The fixture will be equipped with a 100 watt quartz lamp and a controller to run on a 120 volt circuit and must be used in conjunction with a 120 volt or multi-tap ballast.

LIST NO.  
PA130  
PRAIRIE  
AREA  
LIGHTER

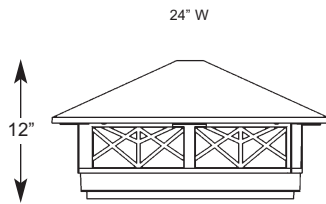
# PA130 PRAIRIE AREA LIGHTER

# FIXTURES / ARMS PM - WB

FIXTURES	OPTICS	LENSES
----------	--------	--------



**PA130I**  
Illuminated Sides



**PA130N**  
Non-Illuminated Sides



**ROH**  
Roof Optics  
Horizontal  
2, 3, 4 or 5



**FG\***  
Flat Glass



**SG**  
Sag Glass

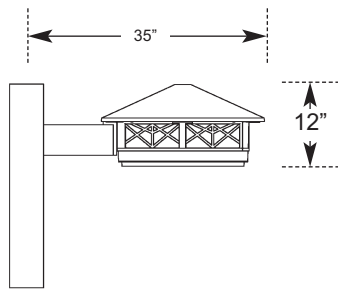


**FFG\***  
Frosted Flat  
Glass

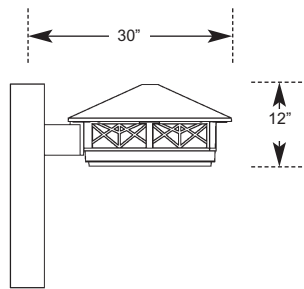


**FSG**  
Frosted Sag  
Glass

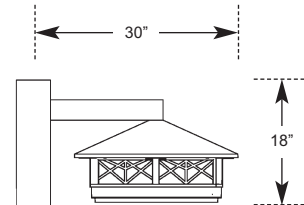
ARMS - POST MOUNT (PM) or WALL BRACKETS (WB)	See Arms Section for more information
--	---------------------------------------



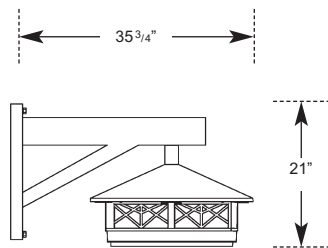
**PB**



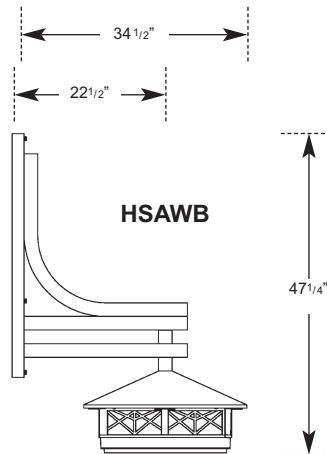
**PC**



**PG**



**HMP**



**HSAWB**

# BUILDING A PART NUMBER

## POST & ARM FIXTURES

ARM MOUNTED FIXTURE		CENTER POST TOP FIXTURE (PT)	POST	POST CAP	LIGHT SOURCE BALLAST	OPTICS	OPTIONS	FINISH
NO. OF ARMS	FIXTURE LENS / POSTARM	FIXTURE	(See Post Section)		WATTS / TYPE / VOLTS			
2	PA130I/FG/PC		PT	6SQ18	100 MHP120	RO3	MHP100/MED	BKT

## WALL FIXTURES

FIXTURE LENS / WALL BRACKET	LIGHT SOURCE BALLAST WATTS / TYPE / VOLTS	OPTICS	OPTIONS	FINISH
PA130I/FG/PCWB	70 MHP120	RO3	MHP70/MED	BKT

## PART NUMBER SELECTIONS

### FIXTURES

- PA130I<sup>2</sup>
- PA130N

### LENS

- FG
- SG
- FFG
- FSG

### OPTICS

- RO2<sup>2</sup>
- RO3<sup>2</sup>
- RO4<sup>3</sup>
- RO5<sup>2</sup>

### POST ARMS

#### Single / Double

- PB
- PC
- PG
- HMP
- HSA

#### HANGING TYPE

- SH44

### WALL

#### BRACKET ARMS

- PBWB
- PCWB
- PGWB
- HMPWB
- HSAWB

#### VOLTAGES

- 120
- 208
- 240
- 277
- 480
- MULTI (120-277)

### BALLASTS<sup>1,4</sup>

- 100HPS
- 150HPS
- 250HPS
- 100MHP
- 150MHP
- 175MHP<sup>3,5</sup>
- 200MHP<sup>3</sup>
- 250MHP<sup>3</sup>
- 42PLT
- INCAND

### LAMPS<sup>4</sup>

- HPS100/MED
- HPS150/MED
- HPS250/MOG/ED18
- MHP100/MED
- MHP150/MED
- MHP175/MOG/ED28<sup>3,5</sup>
- MHP200/MOG/T15<sup>3</sup>
- MHP250/MOG/ED28<sup>3</sup>
- PLT42
- INCAND

### STANDARD FINISHES\*

- BKT Black Textured
- WHT White Textured
- PGT Park Green Textured
- ABZT Architectural Medium Bronze Textured
- DBT Dark Bronze Textured

\*Smooth Finishes are available upon request

### CUSTOM FINISHES\*\*

- OI Old Iron
- RT Rust
- WBR Weathered Brown
- CD Cedar
- WBK Weathered Black
- TT Two Tone

\*\*Custom colors require upcharge

### STERNBERG SELECT FINISHES

- VG Verde Green
- SI Swedish Iron
- OWGT Old World Gray Textured

### OPTIONS

- PEC Photocell-Electronic 120-277 Volt
- FHS Single Fuse and Holder-120, 277 Volt
- FHD Dual Fuse and Holder-208, 240, 480 Volt
- QR Quartz Re-Strike
- LAMPS Select from List

### NOTES:

- 1 Medium base socket is standard with ballast up to 150 watts HID. Mogul base socket is standard with ballasts 175 watts and over. 4-pin for PL.
- 2 Medium base socket only.
- 3 For PA130N only.
- 4 Metal halide systems are pulse start.
- 5 Consult factory for limitations.

# PA130 PRAIRIE AREA LIGHTER SERIES SPECIFICATIONS

**LIST NO.  
PA130  
PRAIRIE  
AREA  
LIGHTER**

## PHOTOCELLS

Photocells shall be the electronic button type. On single post top fixtures the photocell shall be mounted in the fitter and pre-wired to ballast. On multiple head fixture assemblies photocells shall be mounted in the pole shaft on an access plate and are not pre-wired as ballast housing assemblies and fitters are packaged separately for ease of wiring to source. The electronic button type photocell is instant on and a 5-10 second turn off and shall turn on at 1.5 footcandles with a turn-off at 2-3 footcandles. Photocells are 120-277 volt.

## ARMS

All arms are made of cast aluminum and/or extruded aluminum. Arms with decorative filigree have meticulously detailed scroll work and gracefully curved brackets. The fixture shall be either welded to the arm or will be mechanically attached at the factory to ensure arms will be plumb, secure and level over the life of the installation. Each arm shall be bolted to a post mount adapter, which is welded to the pole to ensure proper alignment to the base. Arms are pre-wired for ease of installation.

## FINISH

Prior to coating, each assembly shall be chemically cleaned & etched in a 5-stage washing system which includes alkaline cleaning, rinsing, phosphoric etching, reverse osmosis water rinsing and non-chrome sealing to ensure corrosion resistance and excellent adhesion for the finish coating. The finish coating shall be electrostatically applied semi-gloss, super durable polyester powder baked at 400 degrees for a durable and superior, color retentive finish. Our optional antique Verde Green finish and Swedish Iron finish are hand brushed using a 3-step process. The total assembly shall be wrapped in shockproof wrapping or fully enclosed in corrugated cartons.

## WARRANTY

Five-year limited warranty. See product and finish warranty guide for details.

