

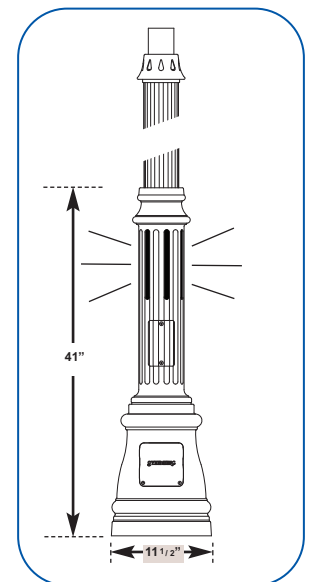


A NEW INNOVATIVE LIGHTING SOLUTION

The **GREENFIELD OPTION** is the ideal way to enhance a streetscape, park or walkway while providing style, safety and security. This pedestrian friendly assembly increases pathway and area lighting while minimizing top fixture glare.

This Sternberg exclusive design allows up to 70w lamping in the lower section providing extra light around the pole base. The decorative fluted base provides up to a 90°-360° light pattern. The lens location within the cast base resists vandalism. Sternberg has a wide variety of fixtures to complement this unique assembly.

- A. NAPERVILLE, IL** – This assembly features a banner arm for speaker mounting. The fixture is an Old Town A850 acorn on a Richmond GLB.
- B. RUMSON, NJ** – A group of Park Ridge down light fixtures on candy cane poles. The Greenfield GLB illuminates the Fairhaven High School entrance.
- C. CLOSEUP PHOTO** shows the illuminated base. This exclusive Sternberg design provides extra light around the pole base to illuminate a step or curb.
- D. ARLINGTON HEIGHTS, IL** – The Greenfield GLB lit base allows for a lower wattage atop the pole to achieve balanced illumination in this residential setting.
- E. LIBERAL, KS** – This installation lights up the main street, top and bottom, with Elm Street B780R fixtures on Baltimore 8314GLB poles. Provides 180° lighting for walkway illumination.



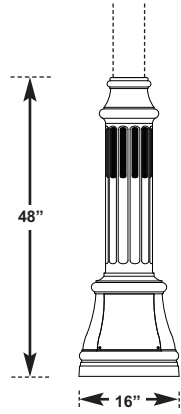
SternbergLighting
ESTABLISHED 1923 / EMPLOYEE OWNED

555 Lawrence Ave. Roselle, IL 60172 • 800-621-3376 • Fax 847-588-3440
Email: info@sternberglighting.com • www.sternberglighting.com

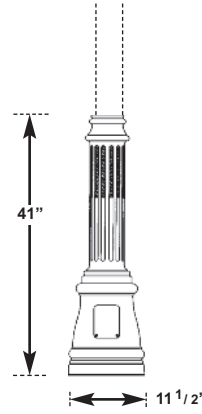
GREENFIELD GLB OPTION

Dual Illumination Assembly

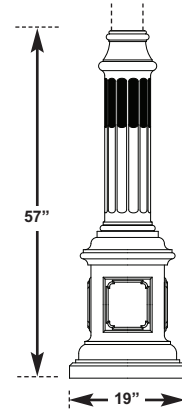
The following poles are also available with the **GREENFIELD GLB** option:



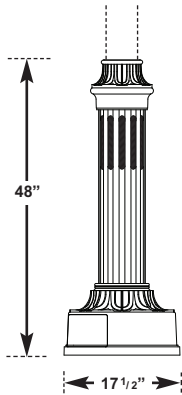
BIRMINGHAM 7700GLB



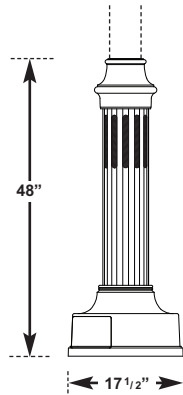
RICHMOND 3900GLB



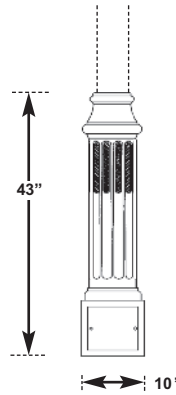
BALTIMORE 8300GLB



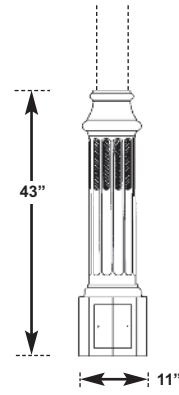
KENILWORTH 5300GLB



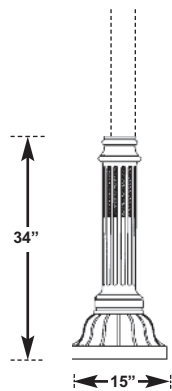
PLAINFIELD 5700GLB



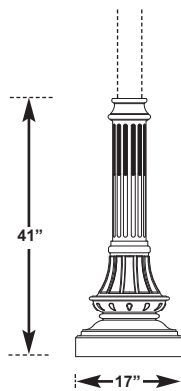
AUSTIN 4700GLB



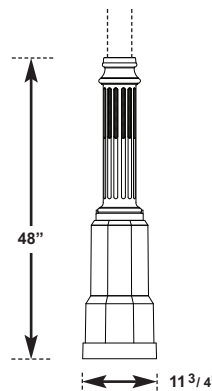
GENEVA 8700GLB



LEESBURG 3800GLB



PIONEER 4600GLB



VIRGINIA 3700GLB

LIGHT SOURCES*

WATTAGE FOR LIGHTED BOLLARDS

HPS	35	50	70
-----	----	----	----

MH	50	70
----	----	----

CF	26	32	42
----	----	----	----

*Wattage dependent upon bollard selected

BUILDING A PART NUMBER / POST & ARM FIXTURES



FIXTURE / FITTER	MODEL/HEIGHT/ BASE / SHAFT	LIGHT SOURCE BALLAST WATTS / TYPE / VOLTS	LIGHT SOURCE BALLAST WATTS / TYPE / VOLTS	OPTIONS	FINISH
A850 / 5P	PT / 3712 / GLB / FP4	150HPS120	50HPS120	FHS	BK