

# 6430 VICTORIAN GASLIGHT II SERIES

# SPECIFICATIONS

## GENERAL

The 6430 Gaslight II is a medium scale authentically detailed Victorian fixture which consists of a decorative cast aluminum fitter and acrylic clear lens. It features round smooth legs supporting a gracefully detailed roof. It shall be appointed with a cast aluminum flame finial on top of a cast aluminum cupola.

## FITTER

The fitter or base shall be heavy wall cast aluminum, 356 alloy for high tensile strength. It shall have an inside diameter opening to accept a 3" diameter pole or tenon. When ordered with a Sternberg aluminum pole, the fitter shall be set screwed to the pole top or tenon.

## BALLAST

The ballast shall be remote mounted in the base of the pole, pole shaft, arm or ballast box.

## ELECTRICAL

Fixture shall be U.L. or E.T.L. listed in U.S. and Canada. H.I.D. ballasts shall be high power factor with lamp starting down to -30 degrees C. Medium base sockets are 4KV. All compact fluorescent (PL) ballasts shall be instant start electronic with a starting temperature of down to 0 degrees F. They shall have a 4-pin socket to accept quad or triple tube lamps. Ballasts shall be DOE EISA compliant.

## FIXTURE HOUSING

The 6430 fixture shall be 15 1/2" in diameter x 35" tall. The clear lens shall be made of dent resistant (DR) clear acrylic. The lens holder and scalloped roof ring shall be made of cast aluminum, 356 alloy for high tensile strength. The roof shall be white acrylic (Model 6430) or can be spun aluminum, painted white (Model 6430SR).

## OPTICAL OPTIONS

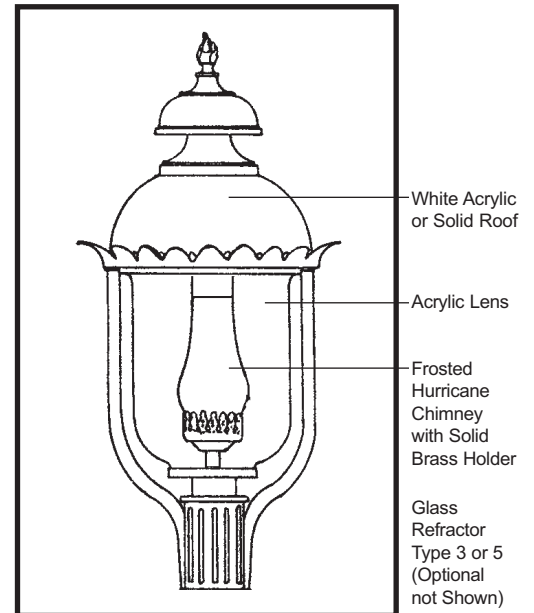
Refractors shall be 5" diameter borosilicate glass with an I.E.S. Type 3 (RE3) or Type 5 (RE5) distribution. It shall be secured to the socket stem with 3/8" plated steel threaded pipe nipple and rest on a cast aluminum holder with anti-shock gasket. The refractor will be secured to cast holder with a quarter-turn internal aluminum twist ring for ease of maintenance. The optional **Alzak Disc** is an optical shield to help direct light downward. It shall be 7" diameter and made of specular reflective aluminum and mounted directly above lamp.

**Frosted Glass Hurricane Chimney (FHC)** is an optic option which adds an authentic touch.

**House Side Shield (HSS)** is an option which will block up to 120° of light in any one direction.

## PHOTOCELLS

Photocells shall be either the thermo bi-metal button type or the electronic button type. On single post top fixtures the photocell shall be mounted in the fitter and pre-wired to ballast. On multiple

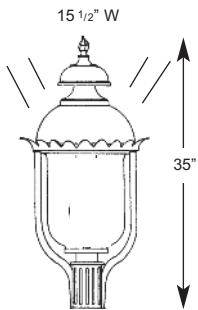


**EPA = 0.85 (ft<sup>2</sup>)**  
**WEIGHT = 12 LBS**

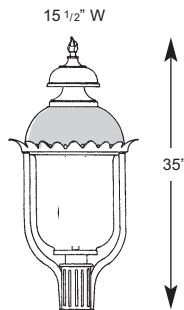
# 6430 VICTORIAN GASLIGHT II

# FIXTURES / ARMS PM - WB

## FIXTURES / OPTICAL SYSTEMS



**6430A**  
Acrylic Lens



**6430ASR**  
Acrylic Lens  
Solid Roof

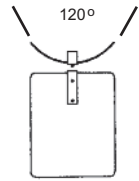


**FHC** Frosted  
Hurricane  
Chimney

### Alzak Disc



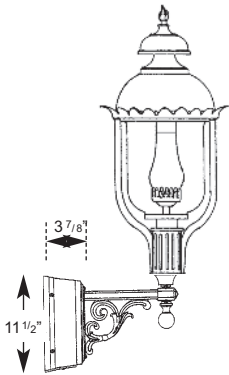
**RE3**  
**RE5**  
Reflector



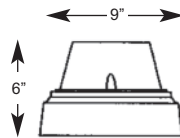
**HSS**  
House Side  
Shield

## BALLASTED WALL MOUNTS (BB)

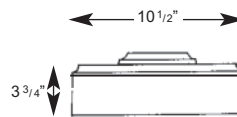
## PIER BASE MOUNTS (PB)



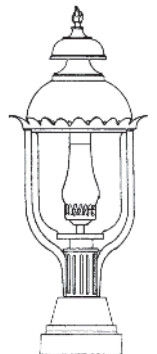
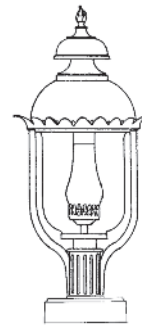
Wall Ballast  
Box for  
55, 78, 80,  
6236 Arms



**673PB**  
For up to 175  
Watt Ballasts

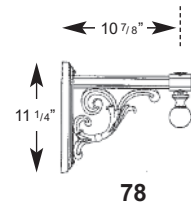
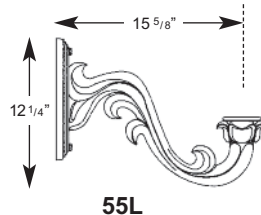
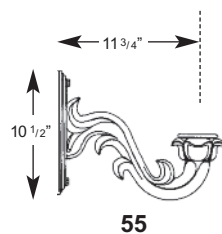
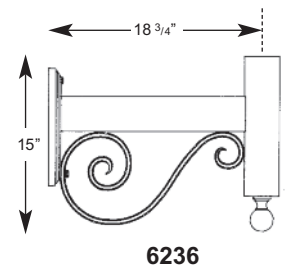
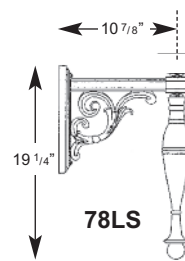
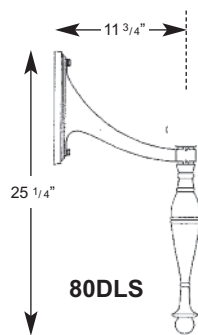
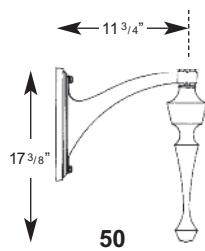
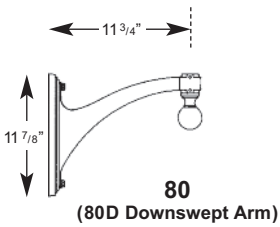


**450PB**  
For Incandescent



## ARMS - POST MOUNT (PM) or WALL BRACKETS (WB)

See Arms Section for more information

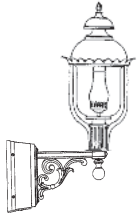


# BUILDING A PART NUMBER



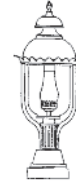
## POST & ARM FIXTURES

ARM MOUNTED FIXTURE		CENTER POST TOP FIXTURE (PT)	POST	POST CAP	LIGHT SOURCE BALLAST	OPTICS	OPTIONS	FINISH
NO. OF ARMS	FITTER / POSTARM	(See Post Section)			WATTS / TYPE / VOLTS			
[ ]	[ ]	6430 PT	3908 FP4	[ ]	100 HPS120	FHC	HPS/100/MED	BK



## WALL FIXTURES

FIXTURE / WALLBRACKET	LIGHT SOURCE BALLAST	OPTICS	OPTIONS	FINISH
WATTS / TYPE / VOLTS				
6430/78WB	100 HPS120	FHC	[ ]	BK



**PIER FIXTURES**  
Uses same information boxes as wall fixture

6430/673PB

FIXTURE / PIER BASE

## PART NUMBER SELECTIONS

### FIXTURES<sup>1</sup>

- 6430
- 6430A
- 6430SR
- 6430ASR

### OPTICS

- RE3
- RE5
- ALZAK
- HSS
- FHC<sup>3</sup>

### VOLTAGES

- 120
- 208
- 240
- 277
- 480
- MULTI (120-277)

### WALL BRACKET ARMS

- 50WB
- 50DWB
- 78WB
- 78LSWB
- 80WB
- 80DWB
- 80LSWB
- 80DLSWB
- 55WB
- 55LWB
- 6236WB

### PIER BASE

- 450PB
- 673PB

### WALL BRACKET ARMS With BALLAST BOX

- 80WB
- 80DWB
- 50WB
- 50DWB
- 78WB
- 78LSWB
- 80LSWB
- 80DLSWB
- 55WB
- 55LWB
- 6236WB

### POST ARMS

- 80LFPM
- 78PM
- 78LSPM
- 80PM
- 80LSPM
- 55PM
- 55LPM
- 6236PM

### BALLASTS<sup>1,4,5</sup>

- 35HPS<sup>2</sup>
- 50HPS
- 70HPS
- 100HPS
- 150HPS
- 50MHP
- 70MHP
- 100MHP
- 150MHP
- 26PLT
- 32PLT
- 42PLT
- 57PLT
- 70PLT
- INCAND

### LAMPS<sup>5</sup>

- HPS35/MED
- HPS50/MED
- HPS70/MED
- HPS100/MED
- HPS150/MED
- MHP50/MED
- MHP70/MED
- MHP100/MED
- MHP150/MED
- PLT26
- PLT32
- PLT42
- PLT57
- PLT70

### STANDARD FINISHES\*

- BKT Black Textured
- WHT White Textured
- PGT Park Green Textured
- ABZT Architectural Medium Bronze Textured
- DBT Dark Bronze Textured

\*Smooth Finishes are available upon request

### CUSTOM FINISHES

- OI Old Iron
- RT Rust
- WBR Weathered Brown
- CD Cedar
- WBK Weathered Black
- TT Two Tone

### STERNBERG SELECT FINISHES

- VG Verde Green
- SI Swedish Iron
- OWGT Old World Gray Textured

### OPTIONS

- PEC1 Photocell-Bimetal 120 Volt
- PEC2 Photocell-Bimetal 208-277 Volt
- PEC1-E Photocell-Electronic 120 Volt
- PEC2-E Photocell-Electronic 208-277 Volt
- FHS Single Fuse and Holder-120,277 Volt
- FHD Dual Fuse and Holder-208,240,480 Volt
- PF Pineapple Finial or Font (TA, TASC R)
- BF Ball Finial or Font (TA, TASC R)
- LAMPS Select from List

**NOTES:**  
<sup>1</sup> Pole mounted fixtures - requires ballast to be mounted in pole base.  
<sup>2</sup> 35HPS is 120 volt only.  
<sup>3</sup> Medium base socket only when used to house lamp.  
<sup>4</sup> Medium base sockets standard.  
<sup>5</sup> Metal halide systems are pulse start.  
 673PB if ballasted.

**6430 VICTORIAN GASLIGHT II SERIES****SPECIFICATIONS****LIST NO. 6430  
VICTORIAN  
GASLIGHT II  
SERIES**

head fixture assemblies photocells shall be mounted in the pole shaft on an access plate and are not pre-wired as ballast housing assemblies and fitters are packaged separately for ease of wiring to source. The thermo bi-metal photocell shall be designed to turn on at 1.0 footcandle and turn off at not more than 5 footcandles. The electronic button type photocell is instant on and a 5-10 second turn off and shall turn on at 1.5 footcandles with a turn-off at 2-3 footcandles. Photocells are either 120 volt or 208 thru 277 volt.

**ARMS**

All arms are made of cast aluminum and/or extruded aluminum. Arms with decorative filigree have meticulously detailed scroll work and gracefully curved brackets. All 6430 fixtures will have its fitter either welded to the arm or will be mechanically attached at the factory to ensure arms will be plumb, secure and level over the life of the installation. Each arm shall be bolted to a post mount adapter, which is welded to the pole to ensure proper alignment to the base. Arms are pre-wired for ease of installation.

**FINISH**

Prior to coating, each assembly shall be chemically cleaned and etched in a 5-stage washing system which includes alkaline cleaning, rinsing, phosphoric etching, reverse osmosis water rinsing and non-chrome sealing to ensure corrosion resistance and excellent adhesion for the finish coating. The finish coating shall be electrostatically applied semi-gloss, super durable polyester powder baked at 400 degrees for a durable and superior, color retentive finish. Our optional antique Verde Green finish and Swedish Iron finish are hand brushed using a 3-step process. The total assembly shall be wrapped in shockproof wrapping or fully enclosed in corrugated cartons.

**WARRANTY**

Five-year limited warranty. See product and finish warranty guide for details.

