



1527LED OMEGA SERIES

LED

EPA
.93 (ft²)
WEIGHT
38 LBS

7 YEAR
WARRANTY

LUMEN
RANGE
5,240 to
16,300

LIFE SPAN
L70
MINIMUM
100,000
HOURS

UL
LISTED

CLICK
FOR FAQ'S

RATED
IP65

JOB NAME

FIXTURE TYPE

MEMO

BUILD A PART NUMBER

ORDERING EXAMPLE: **2A-1527LED-F-4ARC45T5-MDH03-SV1-HSHS/CA4/5214P5/UBKT**

Mounting Config.	Fixture	Shade Edge	LED	CCT	Type	Driver	Lens	Optional Control Receptacle	Optional Control	Option Fuse	Option Hang-straight	Option Term. Block	Option House Side Shield	Arm See Arm Spec Sheets	Pole See Pole Spec Sheets	Finish

Mounting Configuration

(Click here to link to mounting configuration specification page)

- 1W • 2A90 • 4A • SH44¹
- 1A • 3A • 1AM • CH44¹
- 2A • 3A90 • 2AM • CAT

W = Wall Mount A = Arm Mount AM = Arm Mid-Mount
SH = Stem Hung CH = Chain Hung CAT = Catenary

¹Include stem/chain length in inches after designation (IE: CH44-36")

Fixture

- 1527LED • 1527LEDSM

Shade Edge

- R (Round Edge) • F (Flared Edge)

LED

- 10ARC • 8ARC • 6ARC • 4ARC

CCT - Color Temperature (K)

- 45(OO) • 35(OO) • 27(OO)

Type

- T2 • T3 • T3R • T4 • T5

Driver

- MDL03 (120v-277v, 350Ma)
- MDH03 (347v-480v, 350Ma)

Lens

- FG (Flat Glass)
- SG (Sag Glass)
- FSG (Frosted Sag Glass)
- SV1 (Flat Soft Vue Medium Acrylic Lens)
- SV2 (Flat Soft Vue Heavy Acrylic Lens)

Options (Click here to view accessories sheet)

- R² Pin control receptacle only
- R⁵ 5-Pin control receptacle only
- R⁷ 7-Pin control receptacle only
- PE³ Twist-Lock Photocontrol (120v-277v)
- PE³ Twist-Lock Photocontrol (347v)
- PE⁴ Twist-Lock Photocontrol (480v)
- SC³ Shorting Cap
- PEC Electronic Button Photocontrol (120v-277v)
- PEC4 Electronic Button Photocontrol (480v)
- FHD⁴ Double Fuse and Holder

- HSHS⁵ Standard Horizontal Hangstraight, Spike Finial
- HSHN⁵ Standard Horizontal Hangstraight, No Finial
- HSHB⁵ Standard Horizontal Hangstraight, Ball Finial
- HSCB⁵ Clamp Style Horizontal Hangstraight, Ball Finial
- HSCS⁵ Clamp Style Horizontal Hangstraight, Spike Finial
- HSCN⁵ Clamp Style Horizontal Hangstraight, No Finial

- EZ⁵ Vertical Hangstraight, Large, "EZ" Mount
- HSV⁵ Vertical Hangstraight, Standard
- TB Terminal Block
- HSS 120° House Side Shield

² Only available with HSH₁, HSC₁, & SM.

³ Requires control receptacle.

⁴ Ships loose for installation in base.

⁵ Not for use with 1531LEDSM.

Arm (Click here to link to arm specification page)

See Arms & Wall Brackets specification sheets.

- CA • CSA • FFA • CAS
- DAG • R2⁶ • R3⁶ • RA

⁶ Luminaires above grade height to be 2' higher than pole height, REQUIRES "EZ" hangstraight.

Pole (Click here to link to pole specification page)

See Pole specification sheets.

Finish

Standard Urban Finishes (Click here to view paint finish sheet)

- UGMT Gun Metal Textured
- UGM Gun Metal Matte
- UBT Urban Bronze Textured
- UB Urban Bronze Matte
- ULBT Urban Light Bronze Textured
- ULB Urban Light Bronze Matte
- USLT Urban Silver Textured
- USL Urban Silver Matte
- UWHT Urban White Textured
- UWH Urban White Matte
- UCHS Urban Champagne Satin Smooth
- BKT Black Textured

Custom Urban Finishes⁷

- CM Custom Match

⁷ Smooth finishes are available upon request.

Specifications

Fixture

The 1527LED Omega series is medium scale, decorative downlight fixture with a spun aluminum bell styled dome. The dome is available with two types of shades: round edge (R) and flared edge (F) styles. The luminaire measures 27" outside diameter and 19" overall height. The luminaire has a hinged door for tool-less driver and LED access. The luminaire is U.L. listed in U.S. and Canada.

LEDs

The luminaire shall use high output, high brightness LED's. They shall be mounted in arrays, on printed circuit boards designed to maximize heat transfer to the heat sink surface. The arrays shall be roof mounted to minimize up-light. The LED's and printed circuit boards shall be 100% recyclable, they shall also be protected from moisture and corrosion by a conformal coating of 1 to 3 mils. They shall not contain lead, mercury or any other hazardous substances and shall be RoHS compliant. The LED life rating data shall be determined in accordance with IESNA LM-80. They shall operate in a -40°C (-40°F) to +50°C (122°F) ambient air temperature range. The High Performance white LED's will have a life expectancy of approximately 100,000 hours with not less than 70% of original brightness (lumen maintenance), rated at 25°C. The High Brightness, High Output LED's shall be 4500K (3500K or 2700K option) color temperature with a minimum CRI of 70. Consult factory for custom color CCT. The luminaire shall have a minimum _____ (see table) delivered initial lumen rating when operated at steady state with an average ambient temperature of 25°C (77°F).

Optics

The luminaire shall be provided with individual, refractor type optics applied to each LED. The luminaire shall provide Type ____ (2, 3, 3R, 4 or 5) light distribution per the IESNA classifications. Testing shall be done in accordance with IESNA LM-79.

See next page

Electronic Drivers

The LED driver shall be U.L. Recognized. It shall be securely mounted inside the fixture, for optimized performance and longevity. It shall be supplied with a quick-disconnect electrical connector on the power supply, providing easy power connections and fixture installation. It shall have overload as well as short circuit protection, and have a DC voltage output, constant current design, 50/60HZ. It shall be supplied with line-ground, line-neutral and neutral-ground electrical surge protection in accordance with IEEE/ANSI C62.41.2 guidelines. It shall be dimmable using a 0-10v signal.

For sources over 50w: The driver shall have a minimum efficiency of 90%. The driver shall be rated at full load with THD<20% and a power factor of greater than 0.90. The driver shall contain over-heat protection which reduces output to less than half rating if the case temperature reaches 85°C.

For sources under 50w: The driver shall have a minimum efficiency of 88%.

Photocontrols

Button Style: On a single assembly the photocontrol shall be mounted on the fixture and pre-wired to driver. On multiple head assembly's the photocontrol shall be mounted in the pole shaft on an access plate. The electronic button type photocontrol is instant on with a 5-10 second turn off, and shall turn on at 1.5 footcandles with a turn-off at 2-3 footcandles. Photocontrol is 120-277 volt and warranted for 6 years.

Twist-Lock Style: The photocontrol shall be mounted externally on the fixture and pre-wired to driver. The twist lock type photocontrol is instant on with a 3-6 second turn off, and shall turn on at 1.5 footcandles with a turn-off at 2-3 footcandles. Photocontrol is 120-277 volt and warranted for 6 years.

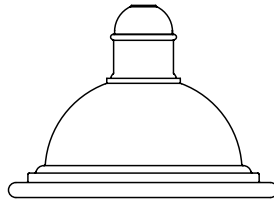
Warranty

Seven-year limited warranty. See product and finish warranty guide for details.

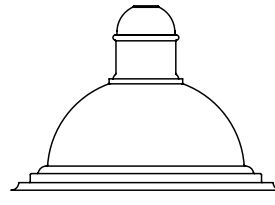
Finish

Refer to website for details.

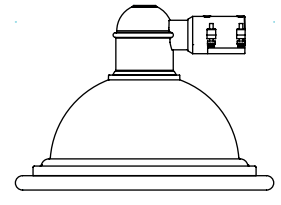
Fixtures



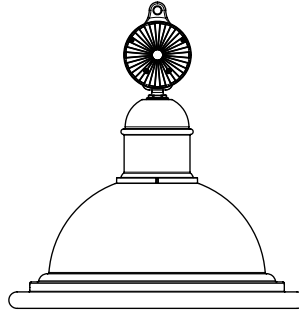
1527LED-R
27"W x 19-1/8"H



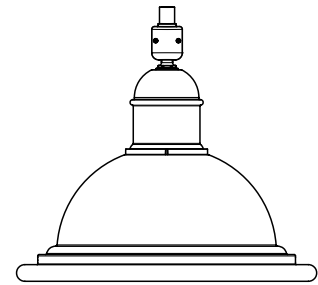
1527LED-F
27"W x 19"H



1527LEDSM-R
27"W x 19"H



CAT-1527LED-R
27"W x 19-1/8"H



1527LED-EZ
27"W x 19-1/8"H


Options

R-PE



Twist-lock
receptacle
with photocell

PEC



Electronic
button
photocell

FHD
Fuse holder



1527LED OMEGA SERIES

LED

Performance (Based on FG Lens)

MODEL #	T2 DELIVERED LUMENS	EFFICACY (LPW)	T3 DELIVERED LUMENS	EFFICACY (LPW)	T3R DELIVERED LUMENS	EFFICACY (LPW)	T4 DELIVERED LUMENS	EFFICACY (LPW)	T5 DELIVERED LUMENS	EFFICACY (LPW)	WATTS
10ARC27-MD_03	12635	80.0	12495	79.1	12710	80.5	12670	80.2	12570	79.6	158
10ARC35-MD_03	14415	91.2	14255	90.2	14505	91.8	14455	91.5	14340	90.8	158
10ARC45-MD_03	16200	102.5	16020	101.4	16300	103.1	16245	102.8	16115	102.0	158
8ARC27-MD_03	10175	82.1	9935	80.1	10280	82.9	10050	81.1	10215	82.4	124
8ARC35-MD_03	11610	93.6	11335	91.4	11730	94.6	11470	92.5	11655	94.0	124
8ARC45-MD_03	13045	105.2	12735	102.7	13180	106.3	12885	103.9	13095	105.6	124
6ARC27-MD_03	7575	78.9	7465	77.7	7685	80.0	7650	79.7	7590	79.1	96
6ARC35-MD_03	8645	90.0	8515	88.7	8765	91.3	8730	90.9	8660	90.2	96
6ARC45-MD_03	9715	101.2	9570	99.7	9850	102.6	9810	102.2	9730	101.4	96
4ARC27-MD_03	5350	81.1	5240	79.4	5350	81.0	5280	80.0	5380	81.5	66
4ARC35-MD_03	6105	92.5	5980	90.6	6100	92.5	6025	91.3	6140	93.0	66
4ARC45-MD_03	6860	103.9	6715	101.8	6855	103.9	6765	102.5	6895	104.5	66